

# PEEK Application in Analytical Instrument



JiangSu JunHua HPP Co.,Ltd.





Junhua ChinaPEEK focuses on the research and manufacturing of high performance engineering plastic (PEEK, PI) stock shapes and finish parts.

Our High purity, corrosion resistant and low dissolution PEEK material has been widely used in analytical chromatography equipment, preparative and semi-preparative chromatography equipment, protein purification equipment, IVD equipment, sample pretreatment equipment, pharmaceutical and environmental monitoring equipment and other related equipment.

With 18 years' experience, by cooperating with customers in the analysis and biochemical instrument industry, Junhua chinaPEEK has developed nearly 500 kinds of injection molding molds for PEEK parts, and we keep ample stock of all of them.

Typical product PEEK Fitting, PEEK Union, PEEK Connector, PEEK plug, PEEK Chromatographic column, PEEK filtering column, PEEK digesting vessel, PEEK tubing, PEEK sampling needle.

## ENTERPRISE PROFILE



View of Office



Display Room



Stock Shape Warehouse



www.junhuaPEEK.com

# 江苏君华特种高分子材料股份有限公司

## Jiang Su Junhua HPP Co., Ltd.

股票代码

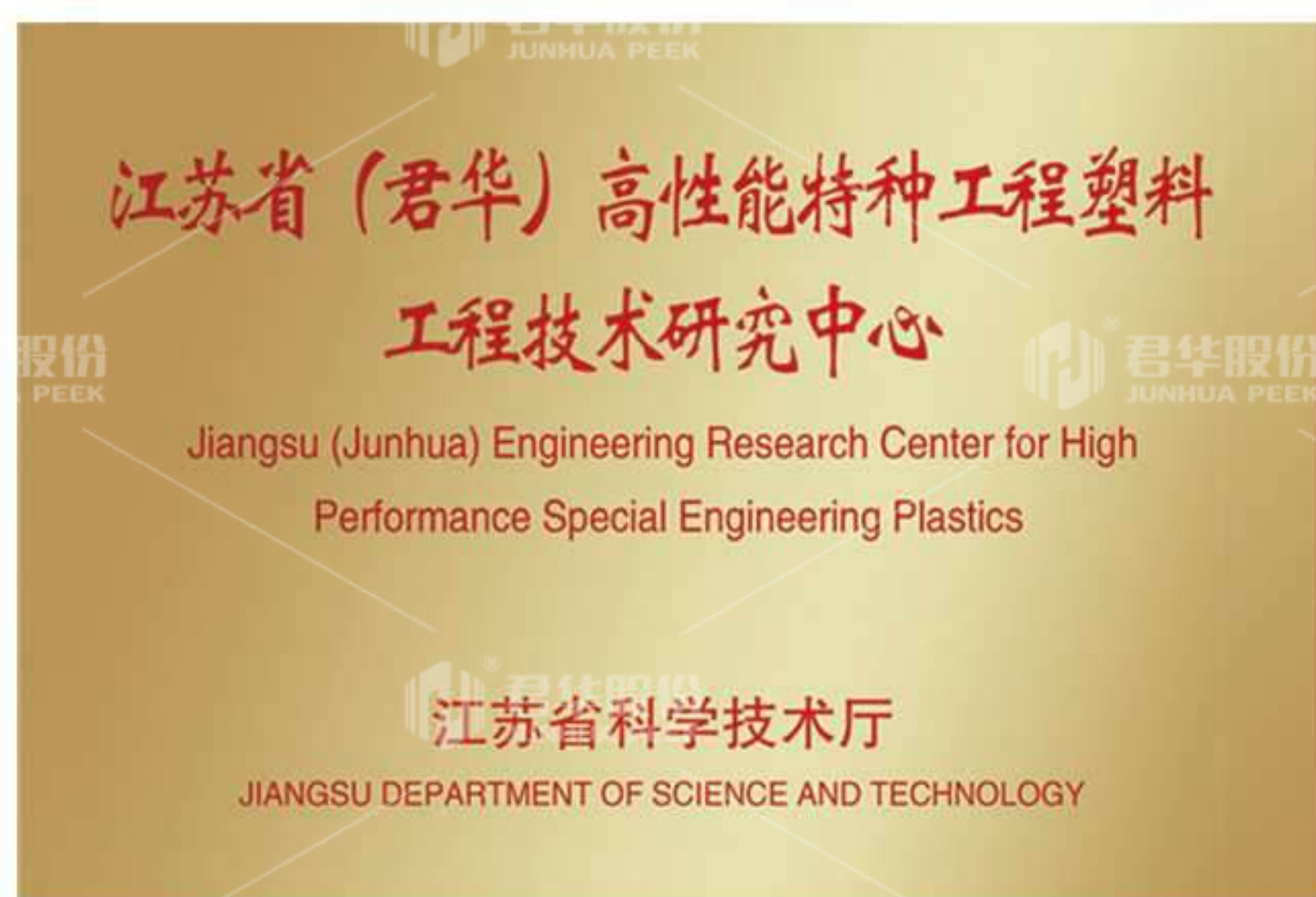


Customers





# ENTERPRISE HONOR



We are very willing to have the opportunity to participate in the development of new products of PEEK and PI parts. With our experience, we can provide our suggestions for material selection, cost accounting, product design, process selection, mold design and manufacturing to help you complete the product quick design, manufacturing and procurement process.



## LOYALTY PRACTICALITY COOPERATION INNOVATION MUTUAL BENEFIT



We sincerely looks forward to the exchanges and cooperation with the scientific research agency and users of special engineering plastics, to promote the application of PEEK and PI parts in various industries, to realize industry upgrades.

Welcome to our company for guidance and exchange!



Passes the national high-tech enterprise certification;

Introduce the VIS corporate image system as a whole;

Settles in the standard factory building of the Innovation Industrial Park of Wujin National High-tech Zone; Start the PEEK polymerization pilot plant and put it into production at the end of the year.

Establish Jiangsu Chaoju New Material Technology Co., Ltd. to operate PEEK plates, rods and tubes

Register and establish Changzhou Junhua Specialty Plastic Company, and settled in Jiangsu Yangtze River Mould City.

The first domestic company to successfully develop continuous extrusion process and equipment for PEEK plates, rods, tubes and other profiles.



2012

2014

2016

2018

2007

2013

2015

2017



Develop the first domestic PEEK product enterprise standard and passed the record; the first domestic company to mold and process 2 meter long PEEK sheet.

Increase capital to 10 million and changed its name to Jiangsu Junhua Specialty Plastics; PEEK profiles passes RoHS, FDA Certification; the company has passed the certification of provincial private technology enterprises.

Pass ISO9001 quality management system certification.

Establish Shandong Junhao High Performance Polymer Co., Ltd. and started the PEEK resin polymerization industrial plant; Establish the medical industry division; Establish the CF/PEEK composite materials division Passed the IATF16949 quality management system certification; Establish Changzhou High Performance Special Engineering Plastic Engineering Technology Research Center; Pass biocompatibility testing and certification.



Establish a wholly-owned subsidiary-Changzhou Junhua Medical Technology Co., Ltd.;

Increase the office and production area of 2000 square meters, and build a clean workshop of 280 square meters;

Introduce an extrusion production line imported from Europe to improve product quality and production capacity;

The company was selected into the list of gazelle enterprises in the Southern Jiangsu National Independent Innovation Demonstration Zone;

The company's two new products, implanted PEEK material and continuous carbon fiber reinforced PEEK composite material, were recognized as "Changzhou

Establish "Changzhou Industrial Design Center" and "Provincial Engineering Technology Research Center".

The "Jiangsu Province Double Entrepreneurship Project" was successfully declared.

Pass the AS9100D aerospace system certification.

Win the title of "Changzhou Specialty, Specialty and New enterprise" and "2021 Material SAMPE China Innovation Finalist Award".

Continuous CF/PEEK thermo-plastic composites and medical-grade AKSOPEEK have passed the new product verification by Industry And Information Technology Department of Jiangsu.


Completed equity incentives and corporate shareholding reform.

Initiate the standardization of internal control system for IPO.

Initiate the design and construction of a new smart factory.



2020



2022



2024

2019

2021

2023



The company's medical PEEK material preparation key technology-PEEK medical catheter R&D and industrial project (Changzhou Key R&D Program in 2020-Industrial Technology Support Program) received government funding support.

PEEK5600CF30 and CF/PEEK composite materials have passes the ISO10993 biocompatibility test.

The PEEK composite material developed by Junhua chinaPEEK has realized the high-reliability zero-locking performance of the booster servo mechanism and contributed its own meager strength to the successful launch of the Long March 5B rocket.

Changzhou Junhua Medical entered Gongyanhui and opened a new factory.

Won the titles of national specialized and new "Little Giant" Enterprise, "Jiangsu Provincial Enterprise Technology Center", "Jiangsu Industrial Design Center" and so on.

Junhua SharesChangzhou smart new factory began to lay the foundation, Junhua Shares won the second prize of Jiangsu Science and Technology Award.



# CONTENTS

■ PEEK Integrated High-Pressure Connector	7-8
■ PEEK Split Inverted Cone Fitting	9-10
■ PEEK Split Inverted Cone Fitting (Continued)	11-12
■ PEEK Split Fitting with Stainless Steel Ferrule Sleeve	13-14
■ PEEK Split Two-Way Fastening High-Pressure Fitting	15
■ PEEK Micropipe Fitting/PEEK Microfluidic Biochip Connector and Base	16
■ Dead Volume-free High Pressure Fitting	17-18
■ Pharmaceutical Industry PEEK Fitting	19
■ PEEK / POM End Plug	20
■ General Ferrule/PTFE Ferrule/High Temperature Resistant PEEK Ferrule Product List	21-22
■ PEEK Flanged Tubing Fittings	23-24
■ PEEK Luer Fitting	25
■ PEEK Adapter	26
■ PEEK Barb Adapter	27-28
■ PEEK Bulkhead Union (Bulkhead Connector)	29-30
■ PEEK Union	31-32
■ PEEK Tee Connector / Cross Connector	33-34
■ PEEK Multi-Pass	35
■ PEEK Pump / PEEK Vent Valve and Handwheel	36

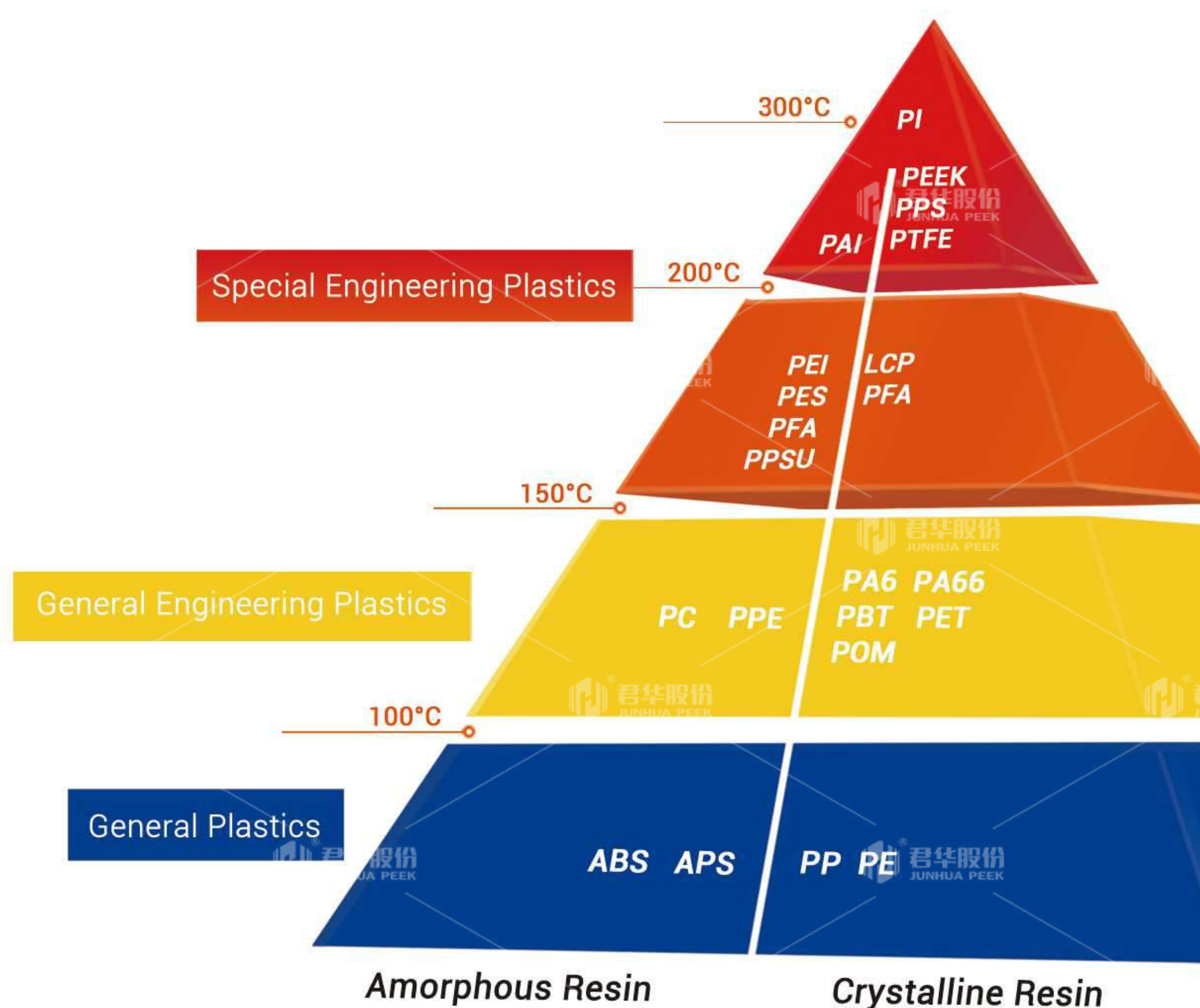


■ PEEK Column / PEEK Filter	37-38
■ PEEK Microwave Digestion Outer Tank / Ultra-high Pressure Digestion Tank Outside Tank	39-40
■ Online Filter/Pre-Column Filter / PEEK Ruby Check Valve/Valve Core	41
■ Diaphragm Check Valve / With Spring High Pressure Check Valve	42
■ O-Ring Check Valve / Duckbill Check Valve / Adjustable Back Pressure Valve	43
■ PEEK Defoamer	44
■ Manual High Pressure Rotary Switch Valves / Sample Inlet Valve / Column Valve	45
■ PEEK Shut-Off Valve	46
■ PEEK Pressure Sensor / PH Sensor Connector / PEEK Rotor Gasket / Rotor Frame	47
■ PEEK Wireless Real-time Temperature Sensor Housing / PEEK Injection Valve / Switching Valve / Valve Head	48
■ PEEK Loop / PEEK Suppressor Liner	49
■ PEEK Sampling Cannula / PEEK Syringe / Nitrogen Blowing Needle/Fluoroplastic Carbon Fiber Needle	50
■ Dissolution Tester Paddle Shaft / Solvent Filter Head	51
■ Fluoroplastic Capillary	52
■ PEEK Capillary Tube / PEEK After Capillary Processing	53-54
■ PEEK Sheet	55-56
■ PEEK Rod	57-58
■ PEEK Tube	59-60
■ PEEK Resin	61-62



## Introduction of PEEK High-performance Special Engineering Plastics

### Plastic Classification



PEEK exhibits very superior comprehensive performance due to the large number of benzene ring structures in its molecule.

PEEK resin is a high - performance special thermoplastic material, and it is one of the most important types of commercial polyaryl ether ketone resins.

### PEEK Features Advantages



Environmentally Friendly  
Non-toxic



Self-lubricating



Wear-resistant



Corrosion-resistant



Low Noise



Impact Resistance



High Temperature  
Resistance



Hydrolysis Resistance



High Strength



High Purity



Light Weight



Good Biocompatibility



## The Main Grades of PEEK and their Typical Performance Indicators

Grade	PEEK5600G	PEEK5600CF30	PEEK5600GF30	PEEK5600LF30
Resin Raw Materials				
Board Rod Tube Profile				
Finished Parts				

### Mechanical Behavior

Item	Test Standard or Instrument	Unit	PEEK5600G	PEEK5600GF30	PEEK5600CF30	PEEK5600LF30	PEEK5600FE20
			100%PEEK	PEEK+30% glass fiber	PEEK+30% carbon fiber	PEEK+30%(carbon fiber+graphite+PTFE)	PEEK+20%PTFE
Tensile Strength(23°C)	ISO 527	MPa	95	175	250	145	70
Tensile Modulus(23°C)	ISO 527	GPa	3.8	11	23	12.5	/
Elongation at Break(23°C)	ISO 527	%	35	2.0	1.5	2.2	/
Bending Strength(23°C)	ISO 178	MPa	155	235	350	220	118
Bending Modulus(23°C)	ISO 178	GPa	3.5	10	21	11	/
Charpy Impact Strength(unnotched)	ISO 179/1U	kJ/m <sup>2</sup>	No Break	55	45	32	No Break
IZOD Impact Strength(notched)	ISO 180/A	kJ/m <sup>2</sup>	4	6	6.5	4	6

### Thermal Performance

Item	Test Standard or Instrument	Unit	PEEK5600G	PEEK5600GF30	PEEK5600CF30	PEEK5600LF30	PEEK5600FE20
			100%PEEK	PEEK+30% glass fiber	PEEK+30% carbon fiber	PEEK+30%(carbon fiber+graphite+PTFE)	PEEK+20%PTFE
Melting Point	ISO11357	°C	343	343	343	343	343
Glass Transition Temperature	ISO 11357	°C	143	143	143	143	143
Distortion Temperature	ISO 75A-f	1.8MPa, °C	152	315	315	293	150
Coefficient of Thermal Expansion	ASTM D696	ppm K <sup>-1</sup>	45	22	15	22	70
Thermal Conductivity	ISO /CD22007-4	W/ m·K	0.29	0.32	0.95	0.86	/

### Electrical Performance

Item	Test Standard or Instrument	Unit	PEEK5600G	PEEK5600GF30	PEEK5600CF30	PEEK5600LF30	PEEK5600FE20
			100%PEEK	PEEK+30% glass fiber	PEEK+30% carbon fiber	PEEK+30%(carbon fiber+graphite+PTFE)	PEEK+20%PTFE
Dielectric Strength(2mm)	IEC 60243-1	kV/mm	20	19	/	/	19
Dielectric Constant	IEC 62631	-	3.0	3.3	/	/	2.7
Surface Resistivity	GB/T31838.3	Ω	10 <sup>15</sup>	10 <sup>14</sup>	/	/	10 <sup>15</sup>
Volume Resistivity	IEC 62631	Ω·cm	10 <sup>15</sup>	10 <sup>15</sup>	10 <sup>5</sup>	10 <sup>6</sup>	/

### Others

Item	Test Standard or Instrument	Unit	PEEK5600G	PEEK5600GF30	PEEK5600CF30	PEEK5600LF30	PEEK5600FE20
			100%PEEK	PEEK+30% glass fiber	PEEK+30% carbon fiber	PEEK+30%(carbon fiber+graphite+PTFE)	PEEK+20%PTFE
Colour	-	-	Natural	Natural	Black	Black	Natural
Melt Flow Rate(400°C, 2.16kg)	ISO 1133	g/10min	6-10	2-5	1-3	2-5	/
Density	ISO 1183	g/cm <sup>3</sup>	1.30±0.02	1.50±0.02	1.40±0.02	1.44±0.02	1.41±0.02
Water Absorption(23°C, 24Hrs)	ISO 62-1	%	0.07	0.05	0.04	0.05	0.15
Molding Shrinkage	Parallel to Flow Direction	%	1.2	0.4	0.1	0.3	1.3
Molding Shrinkage	Perpendicular to Flow Direction	%	1.5	0.8	0.5	0.6	1.8
Rockwell Hardness	GB/T 3398.2	HRR	118	119	121	108	113
Flammability Rating	UL 94	/	V-0	V-0	V-0	V-0	/
Friction Coefficient	ASTM D3702	100N-120rpm	0.30-0.38	0.38-0.46	0.15-0.25	0.18-0.30	0.1-0.2

★ This parameter is a representative value, not a guaranteed value. If you need, please call our technical department for more detailed technical specifications!



## PEEK Solvent Resistance Table

ACIDS	酸 类	23°C	100°C	200°C
Acetic Acid, 10% Conc.	10%醋酸溶液; 10%乙酸溶液	A	A	-
Acetic Acid, Conc.	浓醋酸; 浓乙酸	A	A	A
Acetic Acid, Glacial	冰醋酸; 冰乙酸	A	A	-
Acrylic Acid	丙烯酸	A	A	-
Aqua regia	王水	C	C	C
Benzene Sulfonic Acid	苯磺酸	C	-	-
Benzoic Acid	苯甲酸	A	A	-
Benzoic Acid	硼酸	A	A	-
Carbolic Acid	石炭酸	A	-	-
Carbonic Acid	碳酸	A	A	-
Chloroacetic Acid	氯乙酸; 氯醋酸	A	A	-
Chlorosulfonic Acid	氯磺酸	C	C	C
Chromic Acid, 40% Conc.	40%铬酸溶液	A	-	-
Chromic Acid, Conc.	浓铬酸	C	C	C
Citric Acid	柠檬酸	A	A	-
Formic Acid	甲酸; 蚁酸	B	B	-
Hydrobromic Acid	氢溴酸	C	C	C
Hydrochloric Acid, 10% Conc.	10%盐酸溶液	A	A	-
Hydrochloric Acid, Conc.	浓盐酸	A	B	-
Hydrocyanic Acid	氢氰酸	A	A	-
Hydrofluoric Acid, 40% Conc.	40%氢氟酸溶液	A	-	-
lactic Acid	乳酸	A	A	-
Maleic Acid	马来酸; 顺丁烯二酸	A	A	-
Nitric Acid, 10% Conc.	10%硝酸溶液	A	A	-
Nitric Acid, 30% Conc.	30%硝酸溶液	B	-	-
Nitric Acid, 50% Conc.	50%硝酸溶液	C	C	C
Nitric Acid, Conc.	浓硝酸	C	C	C
Nitrous Acid, 10% Conc.	10%亚硝酸溶液	A	-	-
Oleic Acid	油酸	A	-	-
Oleum	发烟硝酸	C	C	C
Oxalic Acid	草酸	A	A	-
Perchloric Acid	高氯酸; 过氯酸	A	A	-
Phosphoric Acid, 10% Conc.	10%磷酸溶液	A	A	A
Phosphoric Acid, 50% Conc.	50%磷酸溶液	A	A	A
Phosphoric Acid, 80% Conc.	50%磷酸溶液	A	A	-
Phthalic Acid	邻苯二甲酸	A	A	-
Picric Acid	苦酸; 三硝基酚	A	A	-
Silicic Acid	硅酸	A	A	-
Sulfuric Acid, < 40% Conc.	<40%硫酸溶液	B	B	B
Sulfuric Acid, > 40% Conc.	>40%硫酸溶液	C	C	C
Sulfurous Acid	亚硫酸	A	A	-
Tannic Acid, 10% Conc.	10%鞣酸溶液; 10%丹宁酸溶液	A	A	-
Tartaric Acid	酒石酸	A	A	-
Trifluoromethyl Sulfonic Acid	三氟甲基磺酸	C	C	C
ETHERS	醚 类	23°C	100°C	200°C
Diethylether	二乙醚	A	A	-
Dioxane	二氧六环; 二氧己环	A	-	-
Ether	乙醚	A	A	-
Ethylene Oxide (EtO)	环氧乙烷	A	-	-
Tetrahydrofuran (THF)	四氢呋喃	A	-	-

HYDROCARBONS	烃 类	23°C	100°C	200°C
Acetylene	乙炔	A	A	-
Aromatic Solvents	芳香族溶剂	A	A	-
Aviation Hydraulic Fluid	航空液压油	A	-	-
Benzene	苯	A	A	-
Brake Fluid (Mineral)	制动液, 刹车油 (无机的)	A	A	A
Brake Fluid (Polyglycol)	制动液, 刹车油 (聚合醇)	A	A	A
Butane	丁烷	A	-	-
Crude Oil	原油	A	-	-
Cyclohexane	环己烷	A	A	-
Diesel Oil	柴油	A	-	C
Dowtherm <sup>3</sup> A	Dowtherm <sup>3</sup> A 【陶氏】	-	-	B
Dowtherm G	Dowtherm G 【陶氏】	-	-	B
Dowtherm HT	Dowtherm HT 【陶氏】	-	-	B
Dowtherm IF	Dowtherm IF 【陶氏】	-	-	-
Ethane	乙烷	A	-	-
Fuel Oil	燃料油	A	-	-
Gas (Manufactured)	瓦斯 (合成)	A	-	-
Gas (Natural)	瓦斯 (天然)	A	-	-
Gasoline	汽油	A	A	-
Heptane	庚烷	A	-	-
Hexane	己烷	A	-	-
Hydraulic Fluid	液压油	A	-	-
iso-Octane	标准异辛烷	A	-	-
kerosene	煤油	A	-	-
lubricating Oil	润滑油	A	-	-
Methane (Gas)	甲烷; 沼气 (气体)	A	A	A
Motor Oil	机油	A	A	A
Naphtha	石脑油, 轻烃, 粗汽油	A	A	-
Naphthalene	萘	A	A	-
Oils (Petroleum)	油 (石油)	A	A	-
Oils (Vegetable)	油 (植物)	A	A	-
Pentane	戊烷	A	-	-
Petroleum Ether	石油醚	A	-	-
Propane	丙烷	A	-	-
Skydrol <sup>4</sup> Hydraulic Fluid	【Skydrol】液压机液体	A	-	-
Styrene (liquid)	苯乙烯 (液体)	A	-	-
Toluene	甲苯	A	-	-
Transformer Oil	变压器油; 绝缘油	A	A	-
Vaseline <sup>5</sup>	凡士林	A	-	-
xylene	二甲苯	A	-	-
ALDEHYDES AND KETONES	醛和酮类	23°C	100°C	200°C
Acetaldehyde	乙醛	A	A	-
Acetone	丙酮	A	A	-
Benzaldehyde	苯甲醛; 安息香醛	A	-	-
Cyclohexanone	环己酮	A	-	-
Formaldehyde	蚁醛; 甲醛	A	A	-
Formalin	福尔马林	A	-	-
Ketones	酮类	A	-	-
Methylethyl ketone (MEK)	甲乙酮; 甲基乙基酮	A	B	C
N-Methyl-2-Pyrrolidone(NMP)	甲基吡咯烷酮	A	-	-



HALOGENATED ORGANICS	卤代有机物	23°C	100°C	200°C
1,1,1 Trichloroethane(Genklene1)	1,1,1-三氯乙烷（金克林）	A	-	-
1,2 Dichloroethane	1, 2-二氯乙烷	A	-	-
Carbon Tetrachloride	四氯化碳	A	A	-
Chorobenzene	氯苯	A	A	-
Chloroform	氯仿；三氯甲烷	A	A	-
Dibromoethane	二溴乙烷	A	-	-
Dichloroben zene	二氯苯；二氯代苯	A	-	-
Dichloroethane	二氯乙烷	A	-	-
Ethylene Dichloride	二氯乙烯	A	-	-
Freon <sup>®</sup> 11 Trichlorofluoromethane	[氟利昂-11]三氯氟甲烷	A	-	-
Freon 113 Trichlorotrifluoroethane	[氟利昂-113]三氟三氯乙烷	A	-	-
Freon 114 1,1 Dichloro 1,2,2,2 Tetrafluoroethane	[氟利昂-114]1,2,2,2-四氟-1,1-二氯乙烷	A	-	-
Freon 12 Dichlorodifluoromethane	[氟利昂-12]二氯二氟甲烷	A	-	-
Freon 22 Chlorodifluoromethane	[氟利昂-22]二氟一氯甲烷	A	A	-
Freon 134a	[氟利昂-134a]	A	-	-
Freon 502	[氟利昂-502]	A	A	-
Methylene Chloride	二氯甲烷；亚甲基氯	A	-	-
Perchloroethylene	全氯乙烯	A	A	-
Trichloroethylene	三氯乙烯	A	A	-
BASES	碱，金属氢氧化物	23°C	100°C	200°C
Ammonia 880	饱和浓氨水	A	-	-
Ammonia Anhydrous	无水氨	A	A	A
Ammonia liquid	液氨	A	A	A
Ammonium Hydroxide, 10% Conc.	10%氢氧化铵溶液	A	-	-
Ammonium Hydroxide, Conc.	浓氢氧化铵	A	-	-
Calcium Hydroxide	氢氧化钙	A	-	-
Hydrazine	联氨；肼	A	A	-
Hydroxides	氢氧化物	A	-	-
Magnesium Hydroxide	氢氧化镁	A	-	-
Potassium Hydroxide, 10% Conc	10%氢氧化钾溶液	A	-	-
Potassium Hydroxide, 70% Conc	70%氢氧化钾溶液	A	-	-
Sodium Conc. Hydroxide, 10%	10%氢氧化钠溶液	A	A	A
Sodium Conc. Hydroxide, 50%	50%氢氧化钠溶液	A	A	A
Sodium Hydroxide, Conc.	浓度氢氧化钠	A	-	-
ORGANO-NITROGENS	有机氮化物	23°C	100°C	200°C
Acetonitrile	乙腈	A	-	-
Aniline	苯胺	A	B	-
Dimethyl Formamide(DMF)	二甲基甲酰胺	A	-	-
Diethylamine	二乙胺	A	-	-
Nitrobenzene	硝基苯	A	-	C
Pyridine	嘧啶	A	A	-
SULFUR COMPOUNDS	硫化物	23°C	100°C	200°C
Carbon Disulfide	二硫化碳	A	A	-
Dimethylsulfoxide (DMSO)	二甲亚砷	B	B	-
Diphenylsulfone (DPS)	二苯砷	B	C	C
Ethylene Sulfate	硫酸乙烯酯	A	-	-

ALCOHOLS	醇 类	23°C	100°C	200°C
Benzyl Alcohol	苄醇；苯甲醇	A	-	-
Butanol	丁醇	A	-	-
Cyclohexanol	环己醇	A	-	-
Ethanol	乙醇；酒精	A	A	-
Ethylene Glycol	乙二醇	A	A	B
Ethylene Glycol, 50% Conc.	50%乙二醇溶液	A	A	A
Glycerol	甘油；丙三醇	A	-	-
Glycols	乙二醇类	A	A	-
isopropanol	异丙醇	A	-	-
Methanol	甲醇	A	A	-
Propanol	丙醇	A	-	-
MISCELLANEOUS	其 他	23°C	100°C	200°C
Adhesives (not cyanoacrylates)	粘合剂（非丙烯酸树脂基）	A	-	-
Apple Juice	苹果汁	A	-	-
Aviation Spirit	航空汽油	A	-	-
Beer	啤酒	A	A	-
Cooking Oil	食用油	A	-	-
Creosote	木榴油；杂芬油；杂酚油	A	-	-
Detergent Solutions (nonphenolic)	清洁剂（非酚类）	A	A	-
Edible Fats and Oils	食用脂肪和油类	A	-	-
Fatty Acids	脂肪酸	A	A	-
Fruit Juice	果汁	A	A	-
Gelatin	明胶	A	A	-
Ketchup	番茄酱	A	-	-
linseed Oil	亚麻籽油；亚麻仁油	A	-	-
Milk	牛奶	A	A	-
Mineral Oil	矿物油	A	-	-
Molasses	蜜糖；糖浆	A	A	-
Olive Oil	橄榄油	A	A	-
Peanut Oil	花生油	A	A	-
Paraffin	石蜡	A	A	-
Sewage	污水	A	A	-
Soap Solution	皂溶液	A	-	-
Starch	淀粉	A	A	-
Tallow	动物油；动物脂	A	A	-
Turpentine	松节油；松脂	A	-	-
Urea	-	A	A	-
Varnish	-	A	-	-
Vinegar	-	A	A	-
Wax	-	A	-	-

Unfilled PEEK sample strips are immersed in chemicals at a constant temperature for at least 7 days (Centralized, unless otherwise stated).

Chemical compatibility was assessed by retaining mechanical properties, supplemented by weight or size variations.

Compatibility is classified as A, B, or C, as follows:

A- Inactivity. Materials can be used in applications where they are exposed to these reagents. However, it is still recommended that practical applications be validated.

B- Minor action. Materials may be used for exposure to some of these reagents.

It is necessary to evaluate the performance criteria applied in these specific situations.

C- Serious effects. Materials are considered to be allowed to come into contact with such chemicals only under certain conditions.



## Product Processing and Quality Control

### Cool Jet Dry Ice Deburring Equipment

Improve the Quality of Machined Parts

- ▶ Non-destructive cleaning;
- ▶ Improve product quality and reduce scrap rate;
- ▶ No need to manually remove burrs and flashes;
- ▶ No secondary waste;
- ▶ Remove burrs and flashes faster and more evenly.




Before After

Dry ice cleaning technology is an effective deburring solution for removing burrs and flaps from machined and molded parts. Including small holes, cross holes, pollution-free, can effectively prevent the pipeline flow reduction or blockage caused by burrs, and no residue.



Removing burrs at micro-holes  
Removing burrs at threaded holes  
The pipe will not be blocked by internal burrs

## Raw Material Performance Testing Equipment



Universal testing machine is used to test conventional mechanical performance parameters such as product tensile bending strength and modulus.



The impact tester is used for raw material inspection and testing the impact strength.



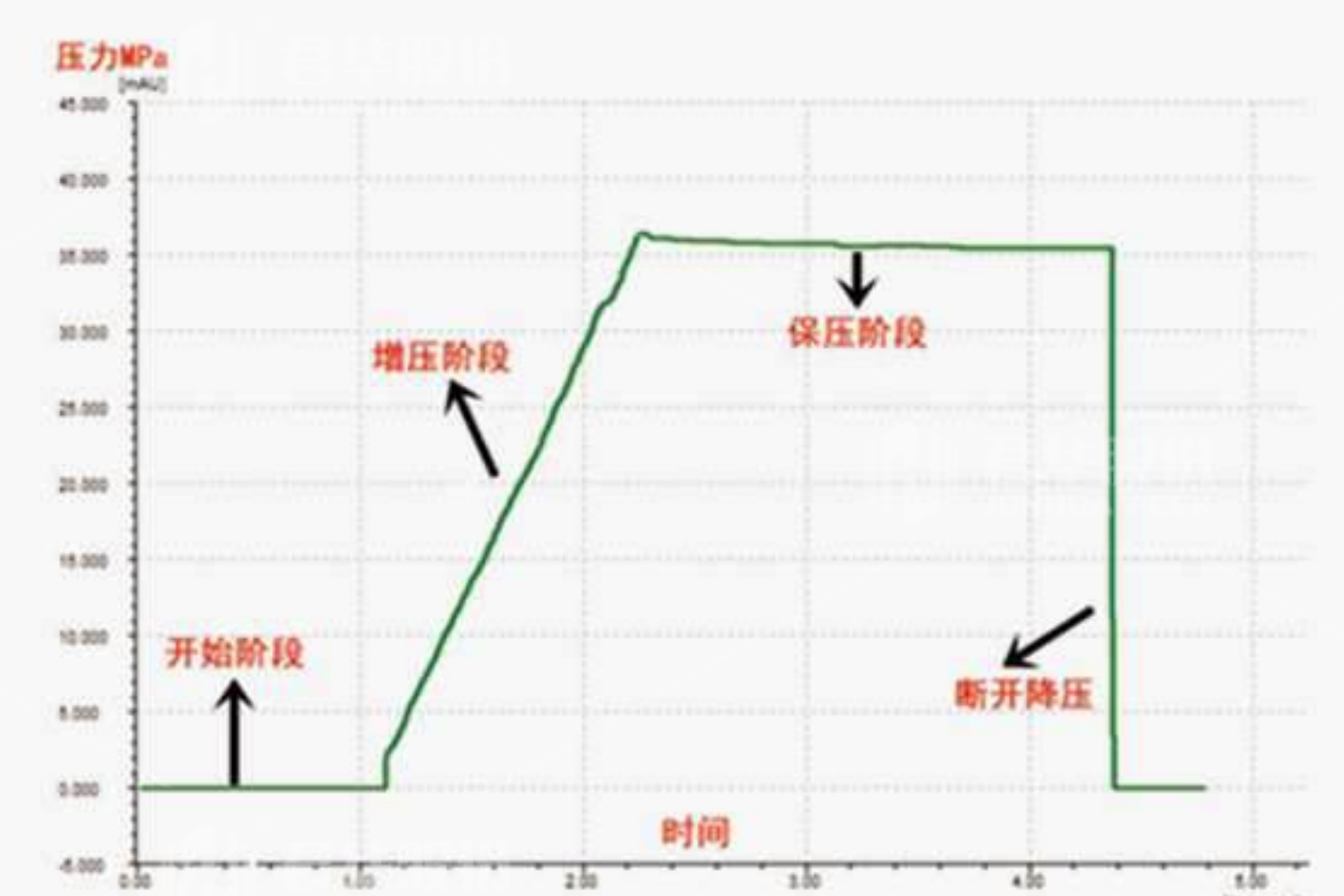
Hardness tester is used to test the Rockwell hardness of raw materials.



Density detector is used to detect the actual density of the product.



The liquid chromatograph can be used to detect the pressure-tightness and pressure-holding properties of pipe connections such as joints, two-way and three-way connections.





## Stock Shapes and Finished Product Inspection / & Dimensional Appearance Inspection Equipment



In order to improve the quality of PEEK products, better meet the special application needs of customers in various industries. Our company in strict accordance with GMP standards to establish a hundred thousand class clean workshop, and equipped with a hundred class cleaning area. Maintaining the cleanliness of clean workshop and the continuous stability of pollution control is the core standard for the production of implantable PEEK.



Double-slot ultrasonic cleaning machine Equipped with a double-slot ultrasonic cleaning machine, it has a better cleaning effect on parts with small gaps, slits, and deep holes, and can effectively remove dust, impurities, and oil on the surface of the product. After cleaning, it is vacuum packed in a clean room to prevent secondary pollution. Ensure the cleanliness of the surface of our products, so that the analysis results of our customers' products are more accurate.



X-ray foreign object detection equipment is mainly used to detect whether the product contains foreign objects, such as metal chipping, etc. during the production process.



Ultrasonic detector is mainly used to detect whether there are impurities, looseness, cracks, pores and other defects inside the product.



Image measuring instrument is used to detect some products with high requirements for two-dimensional dimensional accuracy and form and position tolerance accuracy, and the detection accuracy can reach 0.001mm.



Three-coordinates are used to detect some products with high requirements for three-dimensional dimensional accuracy and form and position tolerance accuracy. The detection accuracy can reach 0.0005mm, and a three-dimensional inspection report recognized in the industry can be provided.



Surface roughness detector is used to control some products with high requirements on appearance, and can specifically measure the surface roughness of processed products.

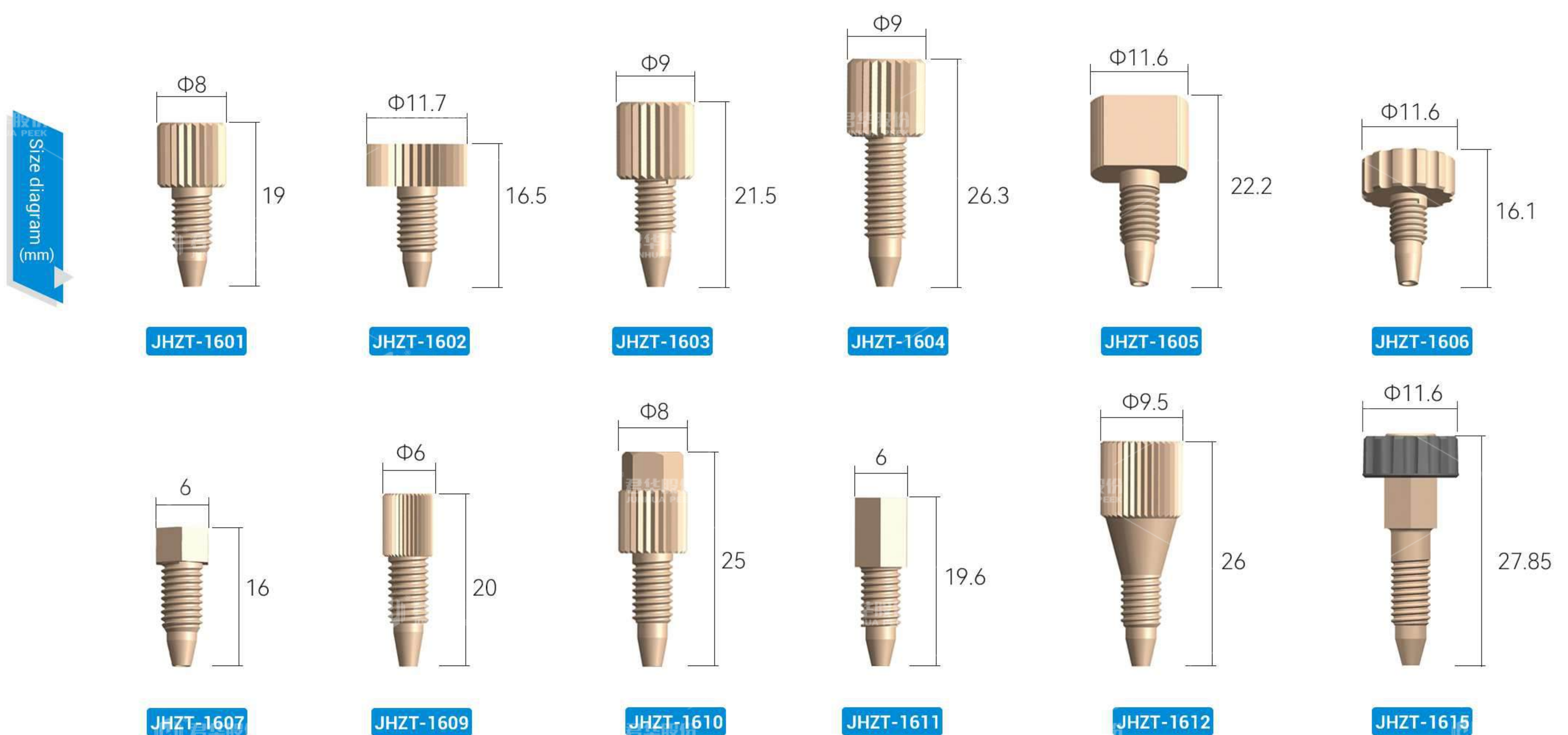
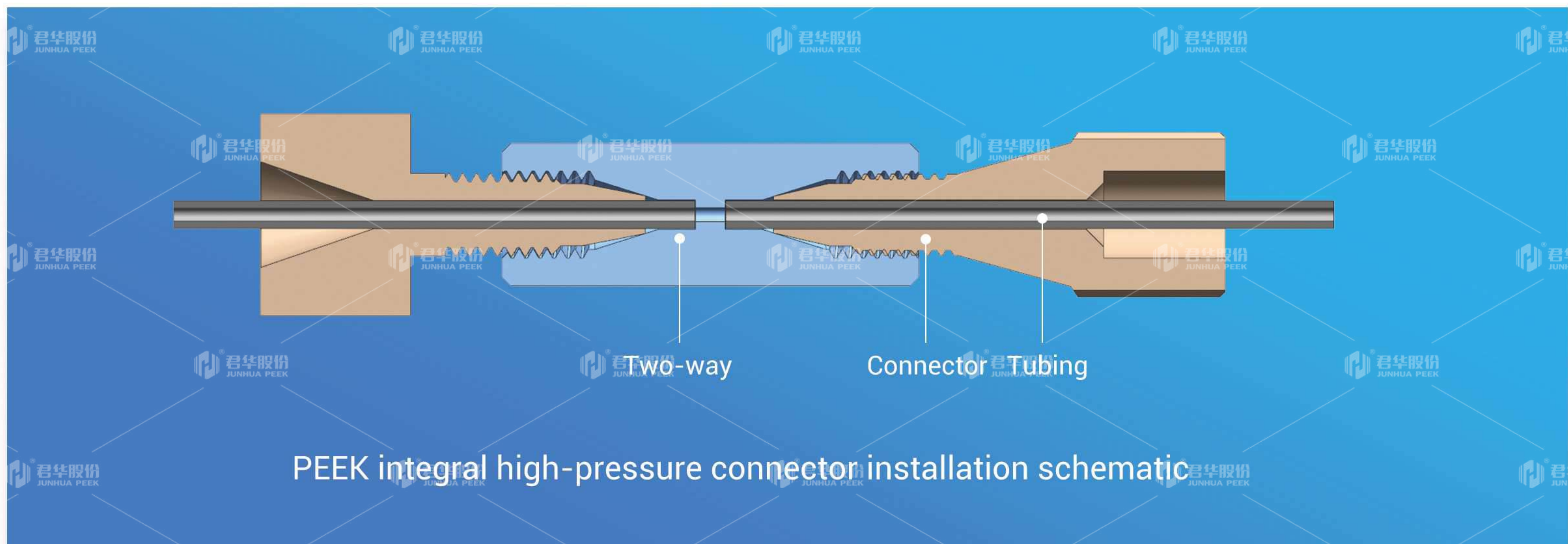


Universal friction and wear testing machine Test the friction coefficient and wear of the material under a certain load and speed.



## PEEK Integral High-Pressure Connector

- > Made of high-purity PEEK, high strength, corrosion resistance, high-pressure resistance, and good biocompatibility.
- > The maximum pressure resistance is about 40 Mpa.
- > The integral design does not require a ferrule, it is convenient and easy to use, and can be reused.
- > Multiple specifications are available for selection, and customizations are also available.
- > Suitable for PEEK or fluoroplastic tubes with an outer diameter of 1/16.





▼ PEEK Integral High-Pressure Connector Detailed Table

No.	External Thread/port	Applicable Pipeline (Outer Diameter - mm)	Material/Color	Pressure Resistance Value	Head Type
JHZT - 1601	10 - 32 UNF / Cone	1/16"(1.6mm)	PEEK / Natural	30 MPa	m=0.8 Knurled
JHZT - 1602	10 - 32 UNF / Cone	1/16"(1.6mm)	PEEK / Natural	35 MPa	m=1.0 Knurled
JHZT - 1603	10 - 32 UNF / Cone	1/16"(1.6mm)	PEEK / Natural	27 MPa	m=0.8 Knurled
JHZT - 1604	10 - 32 UNF / Cone	1/16"(1.6mm)	PEEK / Natural	30 MPa	m=1.0 Knurled
JHZT - 1605	10 - 32 UNF / Cone	1/16"(1.6mm)	PEEK / Natural	35 MPa	Kunrled + Flat position
JHZT - 1606	10 - 32 UNF / Cone	1/16"(1.6mm)	PEEK / Natural	25 MPa	Arc type knurling
JHZT - 1607	10 - 32 UNF / Cone	1/16"(1.6mm)	PEEK / Natural	30 MPa	Hexagon
JHZT - 1609	10 - 32 UNF / Cone	1/16"(1.6mm)	PEEK / Natural	30 MPa	m=0.8 Knurled
JHZT - 1610	10 - 32 UNF / Cone	1/16"(1.6mm)	PEEK / Natural	40 MPa	Knurled + Hexagon
JHZT - 1611	10 - 32 UNF / Cone	1/16"(1.6mm)	PEEK / Natural / Black	33 MPa	Hexagon
JHZT - 1612	10 - 32 UNF / Cone	1/16"(1.6mm)	PEEK / Natural	40 MPa	m=1.0 Knurled
JHZT - 1615	10 - 32 UNF / Cone	1/16"(1.6mm)	PEEK / Natural / Black	35 MPa	Plum Blossom Type

Notes:

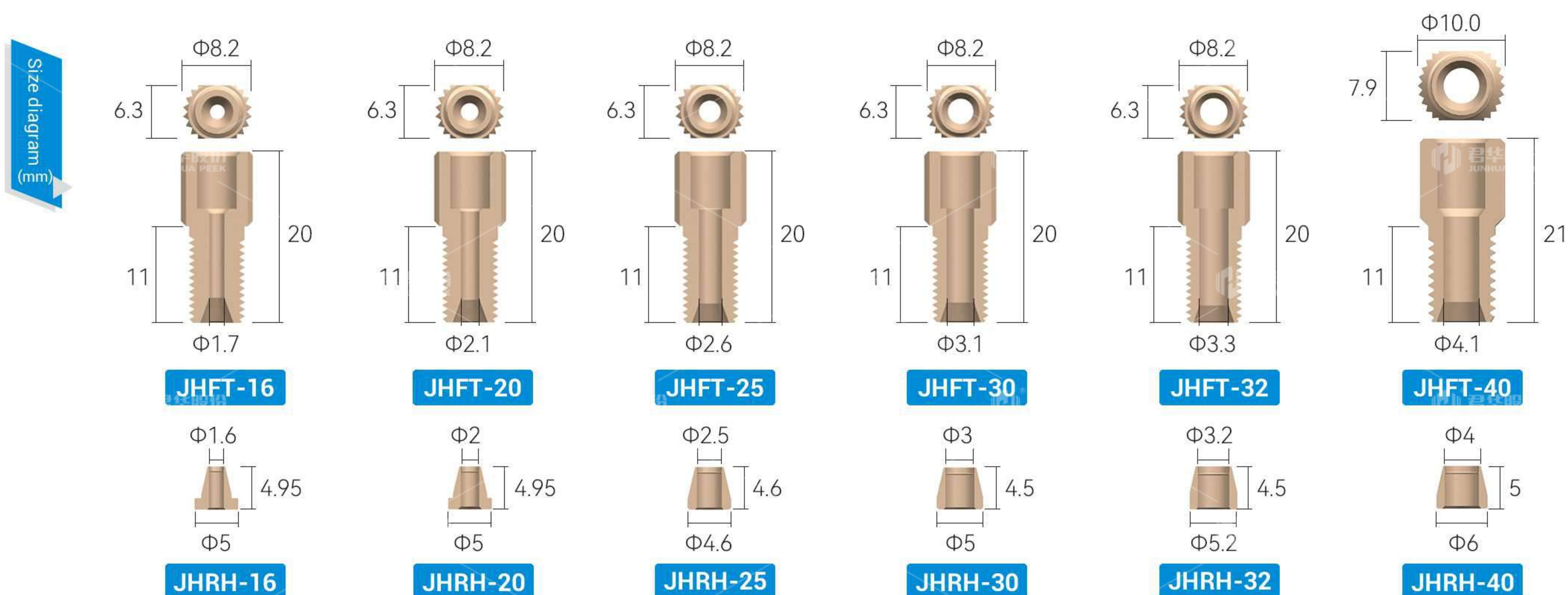
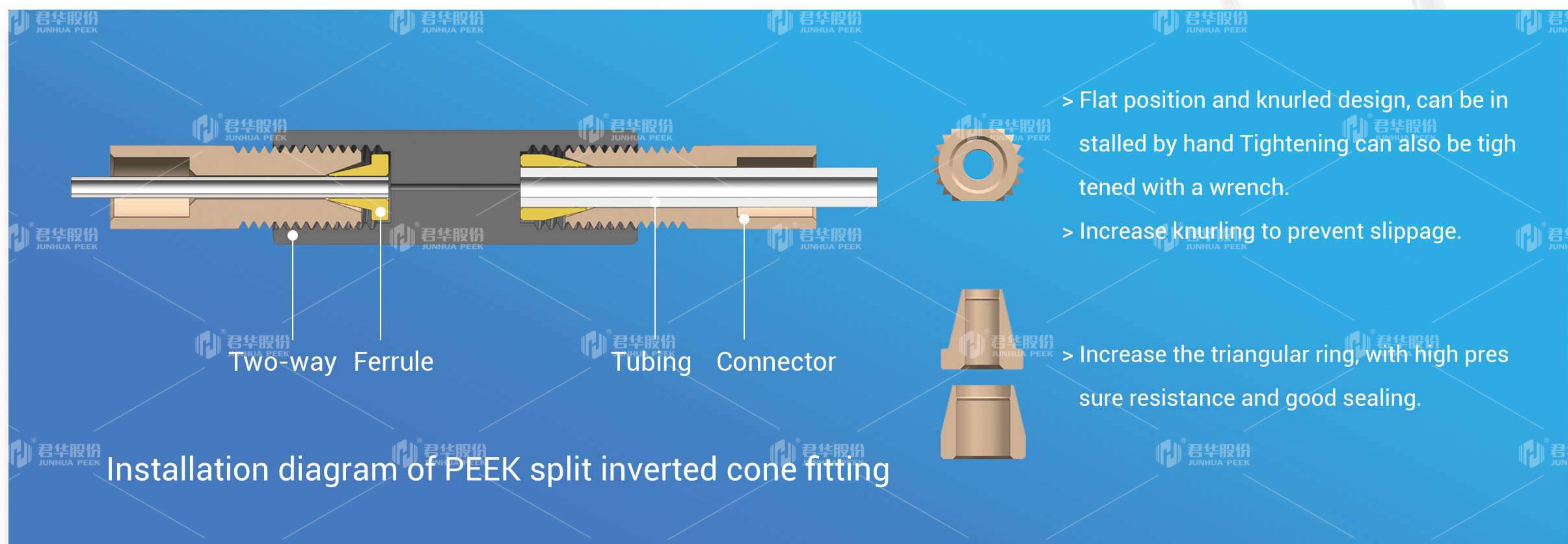
1. Integral joints can be customized according to customer requirements, such as fittings for pipes of 2/2.5/3/3.2/4 sizes, large quantities of materials or colors can be customized.
2. The maximum pressure resistance is related to the strength of the pipeline, the internal dimensions of the fittings, and the strength of the hand-tightening.
3. JHZT-1609, JHZT-1610 and JHZT-1612 are machined, so they are with good appearance and dimensional accuracy.
4. Both Hexagon and flat fittings have matching wrenches, and some knurled fittings also have wrenches, please contact customer service for detailed inquiries!





## PEEK Split Inverted Cone Fitting

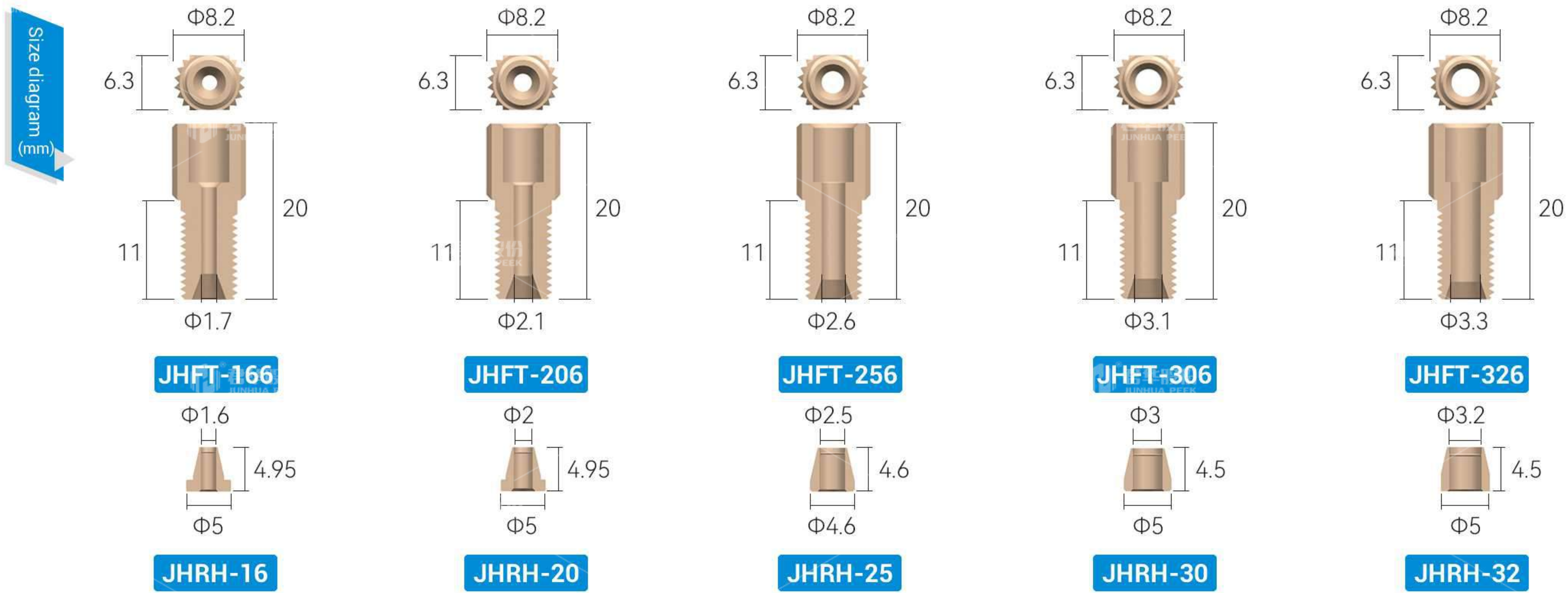
- > Made of PEEK material with corrosion resistance, high temperature resistance, high purity and low dissolution.
- > The ferrule and the fitting are divided into two independent parts to prevent the capillary tube from twisting due to the rotation of the connector during installation.
- > Economical and practical, the ferrule can be used repeatedly. When the ferrule is damaged, only the ferrule needs to be replaced, instead of a complete set of replacement.
- > The inner hole of the ferrules is increased with a tightening inverted triangle ring, which is more pressure resistant.
- > A large inventory of a variety of specifications.





▼ PEEK Split Inverted Taper Joint List (1/4-28)

No.	Applicable pipeline (outer diameter) mm	Matching ferrule number	Fitting external thread	Fitting material/color	Ferrule material
JHFT - 16	1/16" (1.6mm)	JHRH - 16	1/4 - 28	PEEK / Natural	ETFE / PEEK / PTFE
JHFT - 20	2.0	JHRH - 20	1/4 - 28	PEEK / Natural	ETFE / PEEK / PTFE
JHFT - 25	2.5	JHRH - 25	1/4 - 28	PEEK / Natural	ETFE / PEEK / PTFE
JHFT - 30	3.0	JHRH - 30	1/4 - 28	PEEK / Natural	ETFE / PEEK / PTFE
JHFT - 32	1/8" (3.2mm)	JHRH - 32	1/4 - 28	PEEK / Natural	ETFE / PEEK / PTFE
JHFT - 40	4.0	JHRH - 40	5/16 - 24	PEEK / Natural	ETFE / PEEK / PTFE



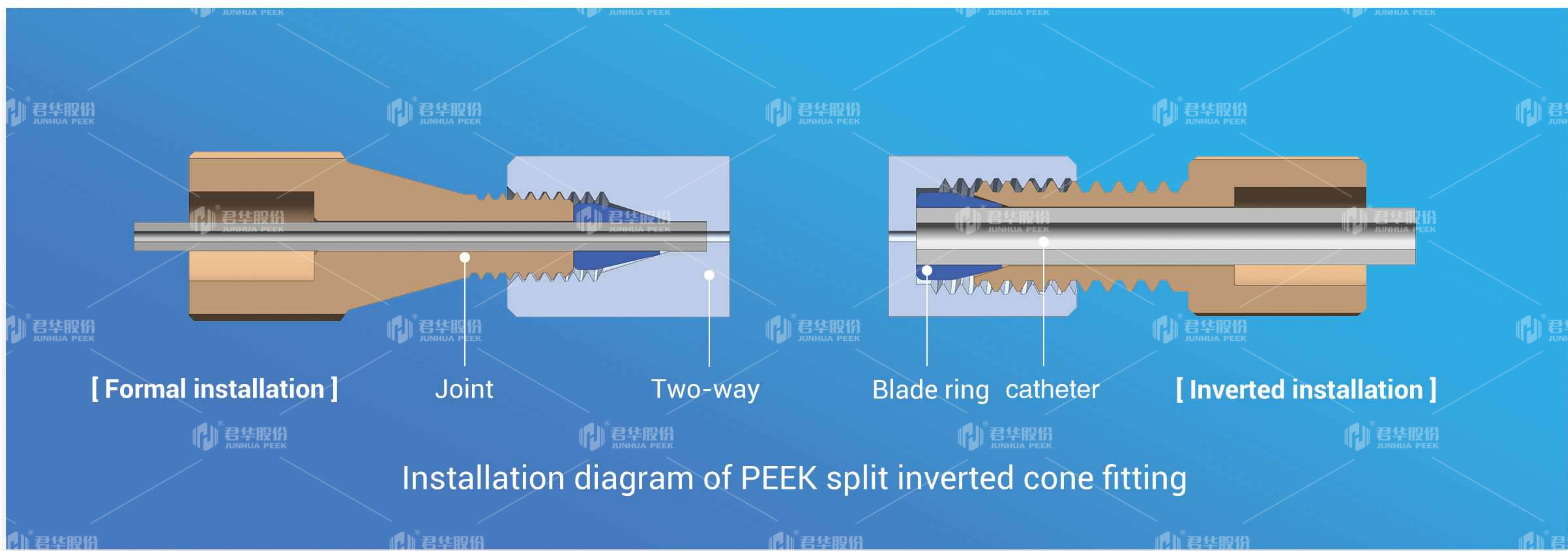
▼ PEEK Split Inverted Taper Fitting List (M6)

No.	Applicable pipeline (outer diameter) mm	Matching ferrule number	Fitting external thread	Fitting material/color	Ferrule material
JHFT - 166	1/16" (1.6mm)	JHRH - 16	M6*1	PEEK / Natural	ETFE / PEEK / PTFE
JHFT - 206	2.0	JHRH - 20	M6*1	PEEK / Natural	ETFE / PEEK / PTFE
JHFT - 256	2.5	JHRH - 25	M6*1	PEEK / Natural	ETFE / PEEK / PTFE
JHFT - 306	3.0	JHRH - 30	M6*1	PEEK / Natural	ETFE / PEEK / PTFE
JHFT - 326	1/8" (3.2mm)	JHRH - 32	M6*1	PEEK / Natural	ETFE / PEEK / PTFE



## ■ PEEK Split Inverted Cone Fitting(Continued)

- > Made of high-purity PEEK, with high strength, corrosion resistance, high pressure resistance and good biocompatibility.
- > The maximum withstand pressure is about 40Mpa.
- > Split design, economical and practical, only need to replace the ferrule.
- > Use with matching blade ring, the pipeline will not be twisted when installing and tightening.
- > A variety of threads and apertures are available. Most of them are injection molded, which is economical and practical.

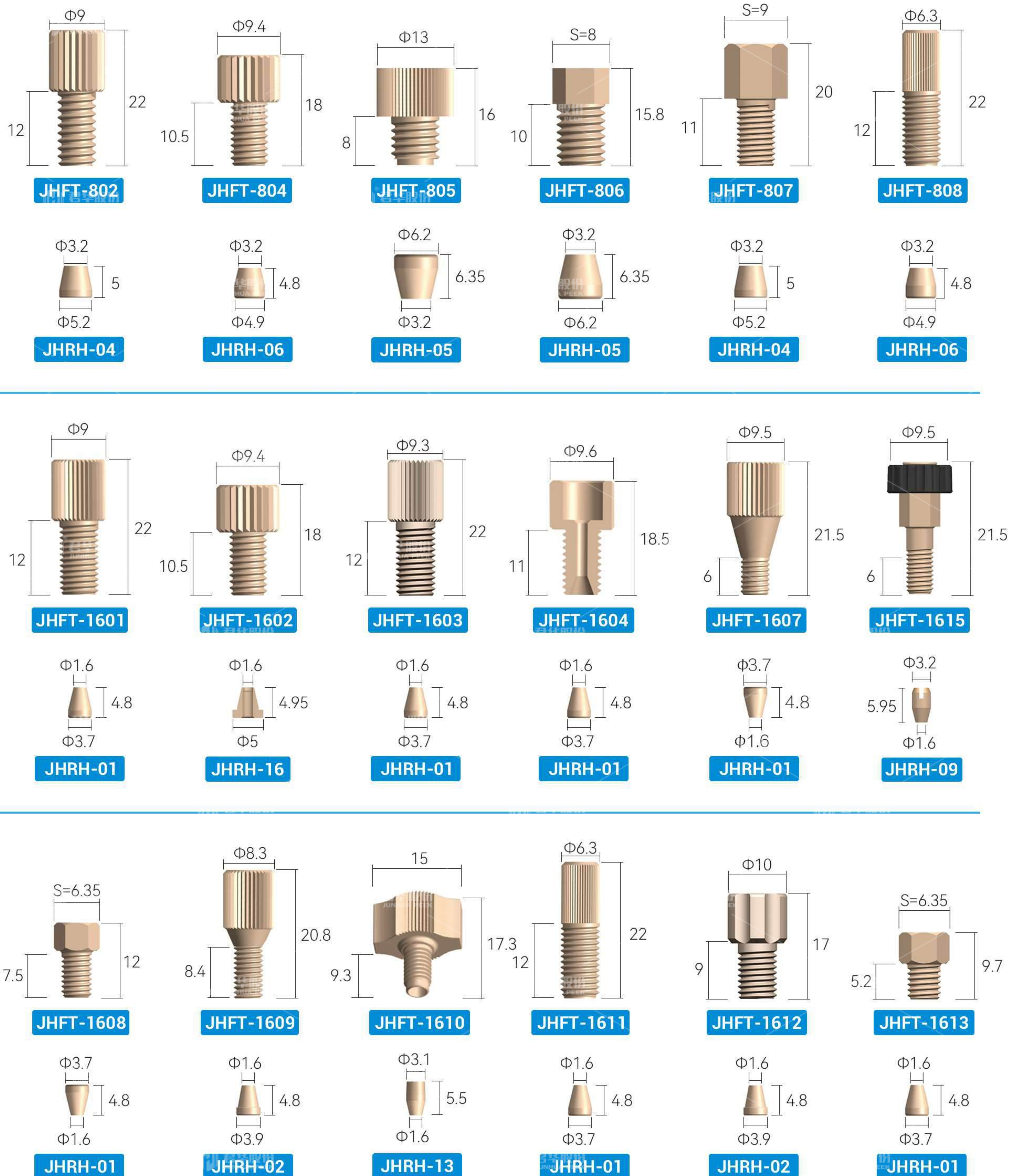


### ▼ PEEK Split Inverted Cone Fitting (Continued) List

No.	Fitting external thread	Applicable pipeline (outer diameter) mm	Matching ferrule	Ferrule installation method	Material/color	Pressure resistance value	Head type
JHFT - 802	1/4 - 28 UNF	1/8" (3.2mm)	JHRH - 04 / JHRH - 06	Inverted installation	PEEK / Natural	5 MPa	m=1.0 Knurled
JHFT - 804	1/4 - 28 UNF	1/8" (3.2mm)	JHRH - 04 / JHRH - 06	Inverted installation	PEEK/Natural/Black	4 MPa	m=0.8 Knurled
JHFT - 805	5/16 - 24 UNF	1/8" (3.2mm)	JHRH - 05	Formal installation	PEEK / Natural	5 MPa	m=0.5 Knurled
JHFT - 806	5/16 - 24 UNF	1/8" (3.2mm)	JHRH - 05 / JHRH - 06	Formal installation / Inverted installation	PEEK / Natural	9 MPa	Hexagon
JHFT - 807	1/4 - 28 UNF	1/8" (3.2mm)	JHRH - 04 / JHRH - 06 / JHRH - 32	Inverted installation	PEEK / Natural	3.5 MPa	Hexagon
JHFT - 808	1/4 - 28 UNF	1/8" (3.2mm)	JHRH - 06	Inverted installation	PEEK / Natural	5 MPa	m=0.8 Knurled
JHFT - 1601	1/4 - 28 UNF	1/16" (1.6mm)	JHRH - 01	Inverted installation	PEEK / Natural	33 MPa	m=1.0 Knurled
JHFT - 1602	1/4 - 28 UNF	1/16" (1.6mm)	JHRH - 16 / JHRH - 01	Inverted installation	PEEK/Natural/Black	25 MPa	m=0.8 Knurled
JHFT - 1603	M6*1	1/16" (1.6mm)	JHRH - 01	Inverted installation	PEEK / Natural	27 MPa	m=1.0 Knurled
JHFT - 1604	1/4 - 28 UNF	1/16" (1.6mm)	JHRH - 01	Inverted installation	PEEK / Natural	30 MPa	m=0.8 Knurled
JHFT - 1607	10 - 32 UNF	1/16" (1.6mm)	JHRH - 01	Formal installation	PEEK / Natural	35 MPa	m=1.0 Knurled
JHFT - 1608	10 - 32 UNF	1/16" (1.6mm)	JHRH - 01	Formal installation	PEEK / Natural	40 MPa	Hexagon
JHFT - 1609	10 - 32 UNF	1/16" (1.6mm)	JHRH - 02	Inverted installation	PEEK / Natural	35 MPa	m=1.0 Knurled
JHFT - 1610	10 - 32 UNF	1/16" (1.6mm)	JHRH - 13	Formal installation	PEEK / Natural	40 MPa	Oval
JHFT - 1611	1/4 - 28 UNF	1/16" (1.6mm)	JHRH - 01	Inverted installation	PEEK / Natural	27 MPa	m=0.8 Knurled
JHFT - 1612	1/4 - 28 UNF	1/16" (1.6mm)	JHRH - 02	Inverted installation	PEEK / Natural	30 MPa	Plum blossom type
JHFT - 1613	10 - 32 UNF	1/16" (1.6mm)	JHRH - 01	nverted installation	PEEK / Natural	35 MPa	Hexagon
JHFT - 1615	10 - 32 UNF	1/16" (1.6mm)	JHRH - 09	Formal installation	PEEK/Natural/Black	45 MPa	Plum blossom type



Size diagram  
(mm)

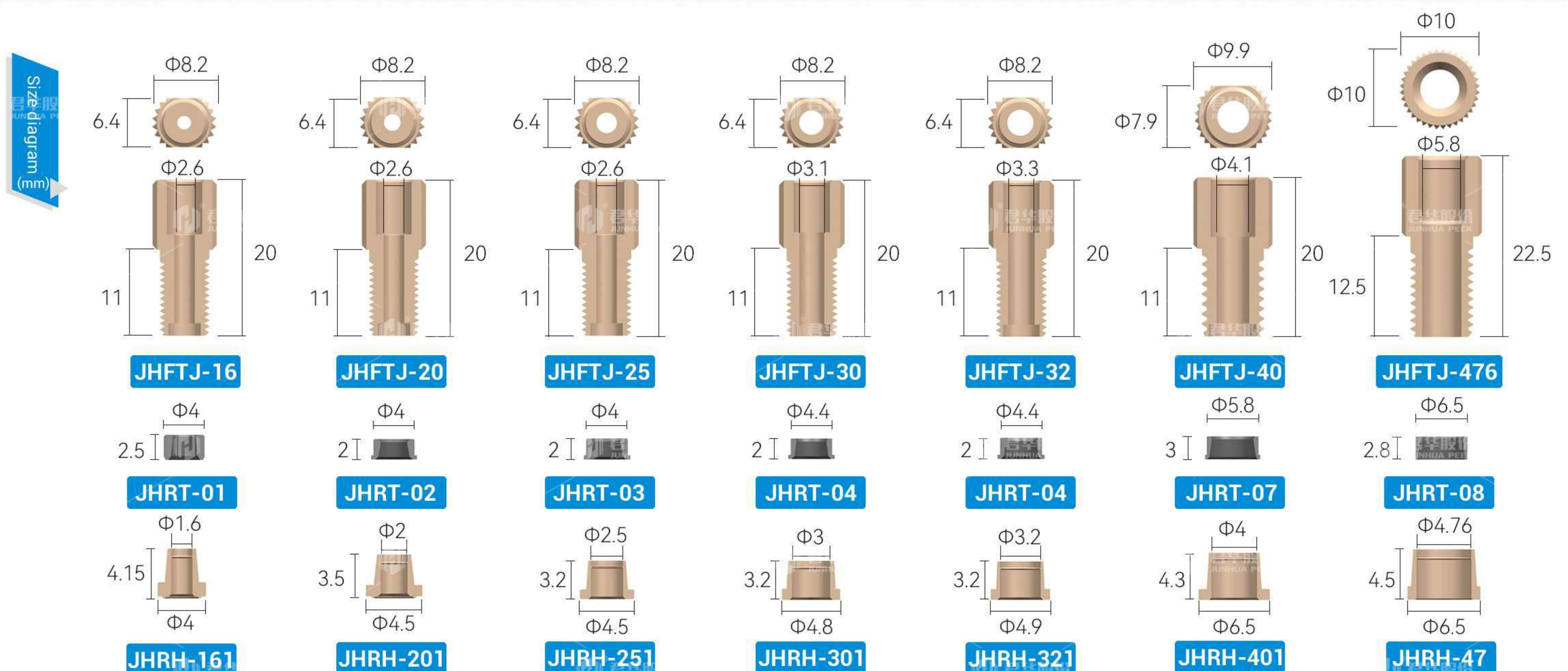


1. Among them, JHFT-806/JHFT-1607/JHFT-1609/JHFT-1610 are machined, so they are with good appearance and dimensional accuracy.
2. The maximum pressure resistance is related to the strength of the pipeline, the internal dimensions of the fitting, and the strength of the hand screw.



## PEEK Split Fitting with Stainless Steel Ferrule Sleeve

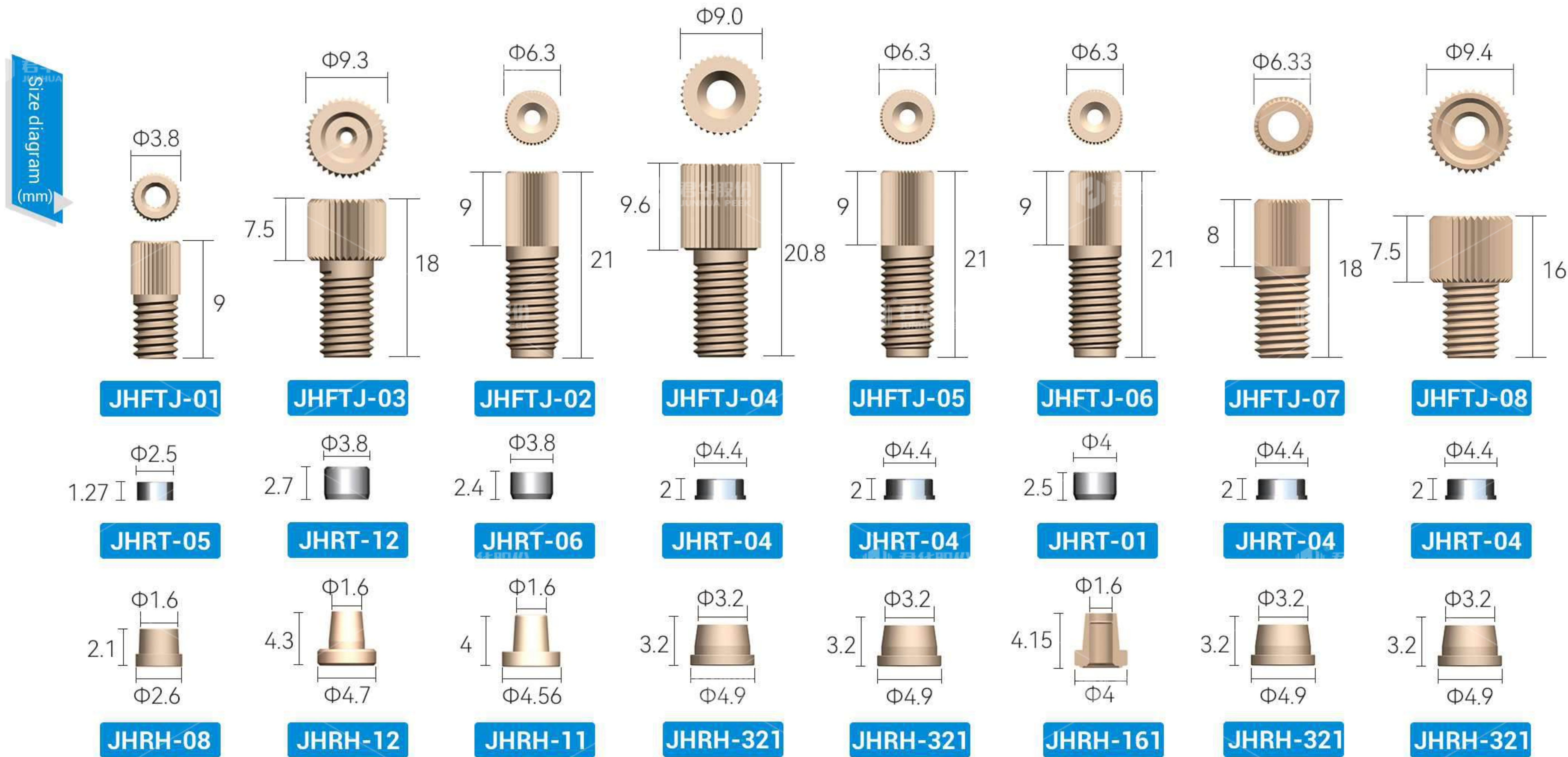
- > The ferrule and fitting are made of corrosion-resistant, low-dissolution, and high-purity PEEK material.
- > The ferrule sleeve is made of medical stainless steel, and the surface is treated with corrosion resistance.
- > The pipeline can be pre-fastened with special tools, the pipeline is not twisted during the split design and installation, and it has anti-vibration effect.
- > A variety of specifications are suitable for pipelines with outer diameters of 1.6/2.0/2.5/3.0/3.2/4/4.76, which can be reused.
- > Split design and installation, the pipeline will not be twisted, and it has anti-vibration effect at the same time.
- > Used in vitro diagnostic equipment, liquid chromatography equipment, environmental testing equipment, genetic testing and other analytical industries.





▼ PEEK Split Fitting with Stainless Steel Ferrule Sleeve List

No.	Applicable pipeline (outer diameter) mm	Fitting external thread	Material/color	Matching ferrule number	Ferrule material	Matching ferrule sleeve number	Ferrule sleeve material
JHFTJ - 16	1/16" (1.6)	1/4 - 28	PEEK / Natural	JHRH - 161	ETFE / PEEK / PTFE	JHRT - 01	316 Stainless steel
JHFTJ - 20	2.0	1/4 - 28	PEEK / Natural	JHRH - 201	ETFE / PEEK / PTFE	JHRT - 02	316 Stainless steel
JHFTJ - 25	2.5	1/4 - 28	PEEK / Natural	JHRH - 251	ETFE / PEEK / PTFE	JHRT - 03	316 Stainless steel
JHFTJ - 30	3.0	1/4 - 28	PEEK / Natural	JHRH - 301	ETFE / PEEK / PTFE	JHRT - 04	316 Stainless steel
JHFTJ - 32	1/8" (3.2)	1/4 - 28	PEEK / Natural	JHRH - 321	ETFE / PEEK / PTFE	JHRT - 04	316 Stainless steel
JHFTJ - 40	4.0	5/16 - 24	PEEK / Natural	JHRH - 401	ETFE / PEEK / PTFE	JHRT - 07	316 Stainless steel
JHFTJ - 476	3/16" (4.76)	5/16 - 24	PEEK / Natural	JHRH - 47	ETFE / PEEK / PTFE	JHRT - 08	316 Stainless steel



▼ PEEK Split Fittings with Stainless Steel Ferrule Sleeves List(Continued)

No.	Applicable pipeline (outer diameter) mm	Fitting external thread	Matching ferrule number	Matching ferrule sleeve number	Material/color	Ferrule sleeve material
JHFTJ - 01	1/16" (1.6)	6 - 40	JHRH - 08	JHRT - 05	PEEK / Natural	316L Stainless steel
JHFTJ - 02	1/16" (1.6)	1/4 - 28	JHRH - 11	JHRT - 06	PEEK / Natural	316L Stainless steel
JHFTJ - 03	1/16" (1.6)	1/4 - 28	JHRH - 12	JHRT - 12	PEEK / Natural	316L Stainless steel
JHFTJ - 04	1/8" (3.2)	1/4 - 28	JHRH - 321	JHRT - 04	PEEK / Natural	316L Stainless steel
JHFTJ - 05	1/8" (3.2)	1/4 - 28	JHRH - 321	JHRT - 04	PEEK / Natural	316L Stainless steel
JHFTJ - 06	1/16" (1.6)	1/4 - 28	JHRH - 161	JHRT - 01	PEEK / Natural	316L Stainless steel
JHFTJ - 07	1/8" (3.2)	1/4 - 28	JHRH - 321	JHRT - 04	PEEK / Natural	316L Stainless steel
JHFTJ - 08	1/8" (3.2)	1/4 - 28	JHRH - 321	JHRT - 04	PEEK / Natural	316L Stainless steel



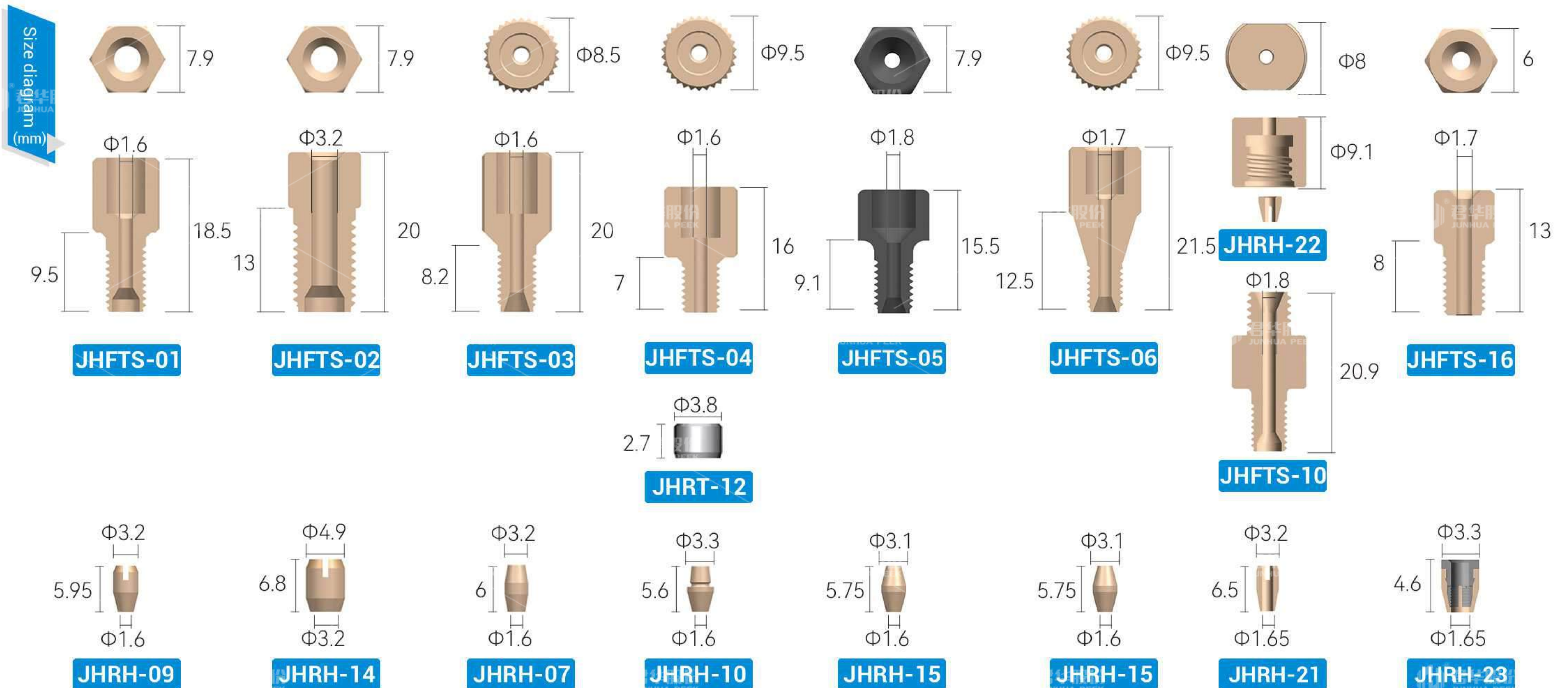
## ■ PEEK Split Two-Way Fastening High-Pressure Fitting

- > Blade ring with bidirectional locking structure. Higher pressure resistance.  
Maximum pressure up to 140Mpa.
- > Made of PEEK with high purity, high strength, corrosion resistance, high-pressure resistance, good biocompatibility.
- > Split design, economical and practical, only need to replace the ferrule.
- > Supporting the use of ferrule, installation and screwing will not distort the pipeline.



### ▼ PEEK Split Two-Way Fastening High-Pressure Fitting List


No.	Fitting external thread	Applicable pipeline (outer diameter) mm	Matching ferrule number	Matching ferrule sleeve number	Pressure resistance value	Head type	Forming method	Material/color
JHFTS - 01	10 - 32 UNF	1/16" (1.6mm)	JHRH - 09	/	58 MPa	Hexagon	Machined	PEEK / Natural
JHFTS - 02	5/16 - 24 UNF	1/8" (3.2mm)	JHRH - 14	/	35 MPa	Hexagon	Machined	PEEK / Natural
JHFTS - 03	10 - 32 UNF	1/16" (1.6mm)	JHRH - 07	/	53 MPa	m=0.8 Knurled	Machined	PEEK / Natural
JHFTS - 04	10 - 32 UNF	1/16" (1.6mm)	JHRH - 10	JHRT - 12	45 MPa	m=1.0 Knurled	Machined	PEEK / Natural
JHFTS - 05	10 - 32 UNF	1/16" (1.6mm)	JHRH - 15	/	50 MPa	Hexagon	Machined	PEEK / Black
JHFTS - 06	10 - 32 UNF	1/16" (1.6mm)	JHRH - 15/ JHRH - 07	/	48 MPa	m=0.8	Machined	PEEK / Natural
JHFTS-10	10 - 32 UNF	1/16" (1.6mm)	JHRH - 21/ JHRH - 22	/	140MPa	Flat position	Machined	PEEK/316L
JHFTS-16	10 - 32 UNF	1/16" (1.6mm)	JHRH - 23	/	130MPa	Hexagon	Machined	PEEK/316L





### PEEK Micropipe Fitting

- > Suitable for joints of small pipelines such as 0.79/0.36.
- > Machined and formed with corrosion-resistant PEEK material.
- > Split type can be customized according to customer requirements.



#### PEEK Micropipe Fittings List

No.	Fitting external thread	Applicable pipeline (outer diameter) mm	Pressure resistance value	Head type	Forming method	Material/color
JHWG - 01	6 - 32 UNC	1/32" (0.8mm)	50 MPa	m=0.5 Knurled	Machined	PEEK / Natural
JHWG - 02	10 - 32 UNF	1/32" (0.8mm)	60 MPa	m=0.5 Knurled + Flat position	Machined	PEEK / Natural
JHWG - 03	6 - 40 UNF	0.36 mm	35 MPa	m=0.5 Knurled	Machined	PEEK / Natural
JHWG - 04	10 - 32 UNF	1/32" (0.8mm)	35 MPa	m=0.8 Knurled	Machined	PEEK / Natural
JHWG - 05	6 - 32 UNC	0.36 mm	50 MPa	m=0.5	Machined	PEEK / Natural
JHWG - 21	10 - 32 UNF	1.0 mm	40 MPa	m=0.8 Knurled + Flat position	Machined	PEEK / Natural


### PEEK Microfluidic Biochip Connector and Base

- > Supporting the use of biochip base, for microfluidic can be used through the wall.
- > Can be customized according to customer requirements.
- > Injection molding or machine molding, cost-effective.
- > PEEK material, corrosion resistance, low stripping, high temperature, and high-pressure resistance.



#### PEEK Microfluidic Biochip Connector and Base Product List

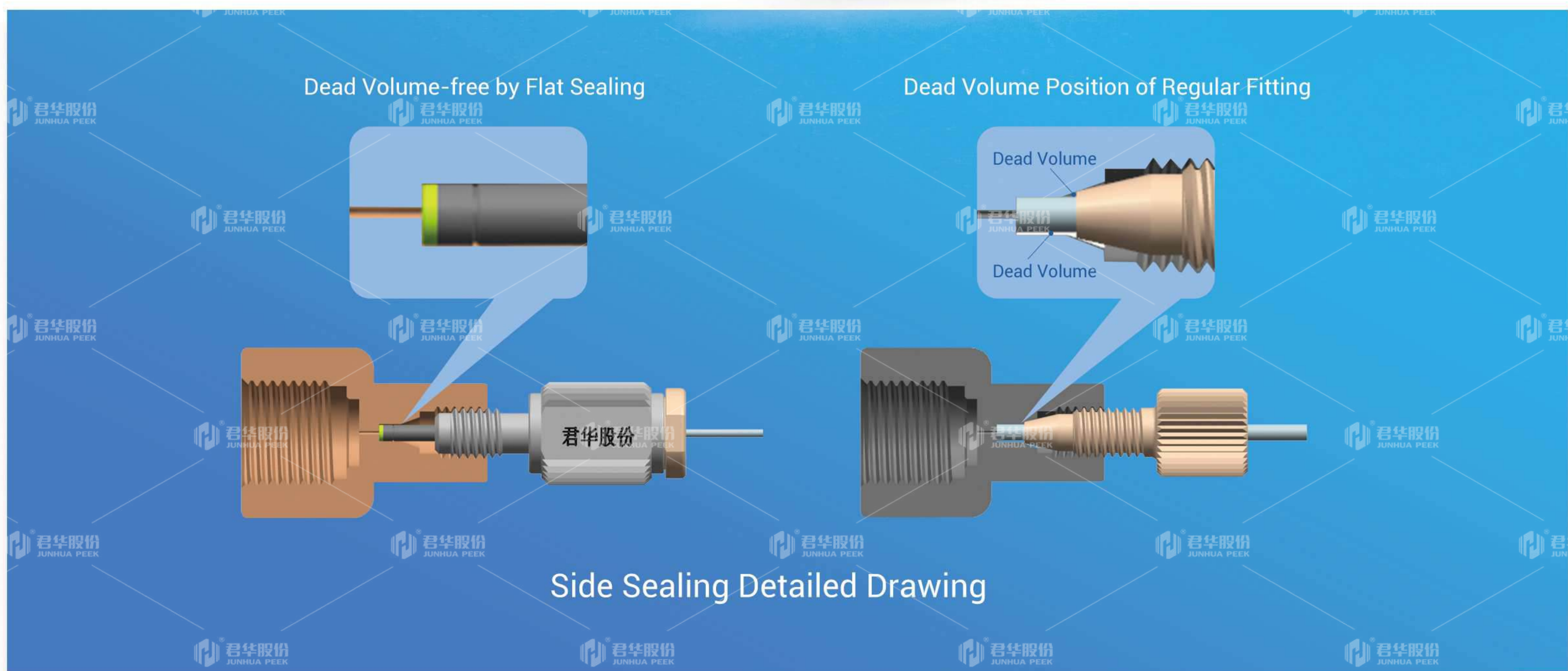
No.	Fitting external thread	Adapts Base No.	Applicable pipeline (outer diameter) mm	Matching ferrule sleeve number	Pressure resistance value	Forming method	Material/color
JHJT - 1608	10 - 32 UNF	JHDZ - 01	1.6	/	20 MPa	Injection molding	PEEK / Natural
JHFT - 32	1/4 - 28 UNF	JHDZ - 02	3.2	JHRH- 32	7 MPa	Machined	PEEK / Natural





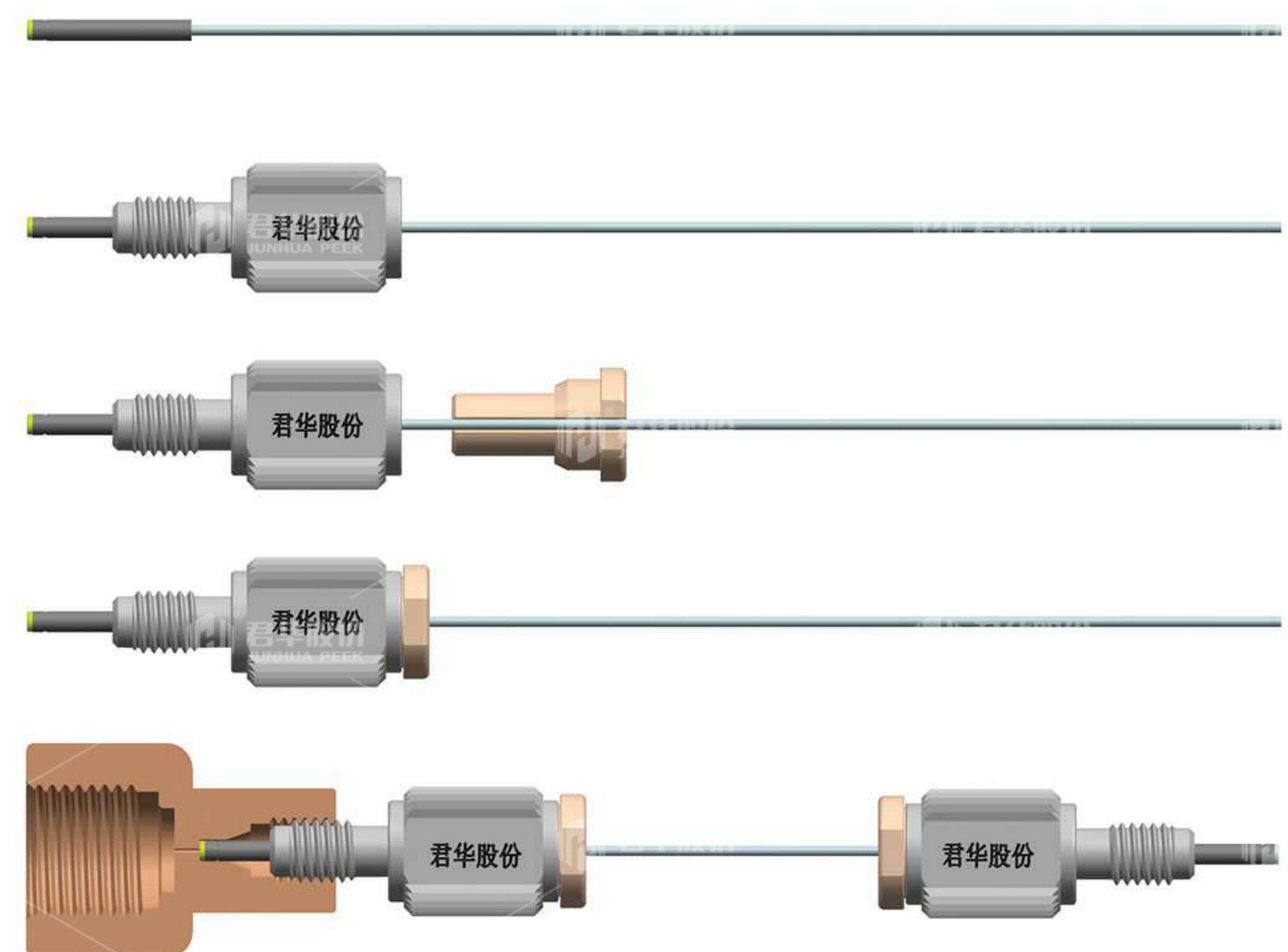
## Dead Volume-free High Pressure Fitting

- > High pressure resistance up to 130Mpa, regular PEEK fitting can only withstand pressure of 30Mpa.
- > Dead volume-free by flat sealing of PEEK front- end, no residue.
- > Capillary replaceable, long service life.
- > Different length customized.

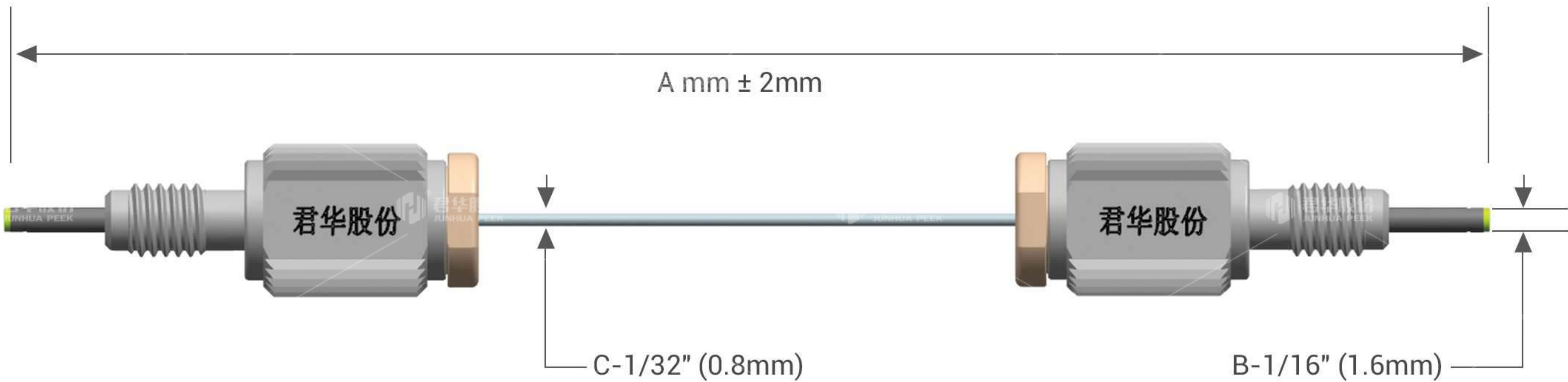


### ▼ Installation Diagram

- > Prepare for capillary;
- > Place the capillary from the fitting position into the centre of the fitting;
- > Place the plug into the capillary tube;
- > Plug pressed into fitting inside hole;
- > Once assembled, screw directly into the column and tighten.  
Advisable torque of 0.3N.m.







▼ Dead Volume-free High Pressure Fitting List

Capillary ID (mm)	A-Length (mm)	B-OD	C-OD	Item No.
0.12	150	1/16" (1.6mm)	1/32" (0.8mm)	JHJZ-1215
0.12	200	1/16" (1.6mm)	1/32" (0.8mm)	JHJZ-1220
0.12	250	1/16" (1.6mm)	1/32" (0.8mm)	JHJZ-1225
0.12	300	1/16" (1.6mm)	1/32" (0.8mm)	JHJZ-1230
0.12	400	1/16" (1.6mm)	1/32" (0.8mm)	JHJZ-1240
0.12	450	1/16" (1.6mm)	1/32" (0.8mm)	JHJZ-1245
0.12	550	1/16" (1.6mm)	1/32" (0.8mm)	JHJZ-1255
0.12	700	1/16" (1.6mm)	1/32" (0.8mm)	JHJZ-1270
0.12	900	1/16" (1.6mm)	1/32" (0.8mm)	JHJZ-1290
0.17	150	1/16" (1.6mm)	1/32" (0.8mm)	JHJZ-1715
0.17	200	1/16" (1.6mm)	1/32" (0.8mm)	JHJZ-1720
0.17	250	1/16" (1.6mm)	1/32" (0.8mm)	JHJZ-1725
0.17	300	1/16" (1.6mm)	1/32" (0.8mm)	JHJZ-1730
0.17	400	1/16" (1.6mm)	1/32" (0.8mm)	JHJZ-1740
0.17	450	1/16" (1.6mm)	1/32" (0.8mm)	JHJZ-1745
0.17	550	1/16" (1.6mm)	1/32" (0.8mm)	JHJZ-1755
0.17	700	1/16" (1.6mm)	1/32" (0.8mm)	JHJZ-1770
0.17	900	1/16" (1.6mm)	1/32" (0.8mm)	JHJZ-1790



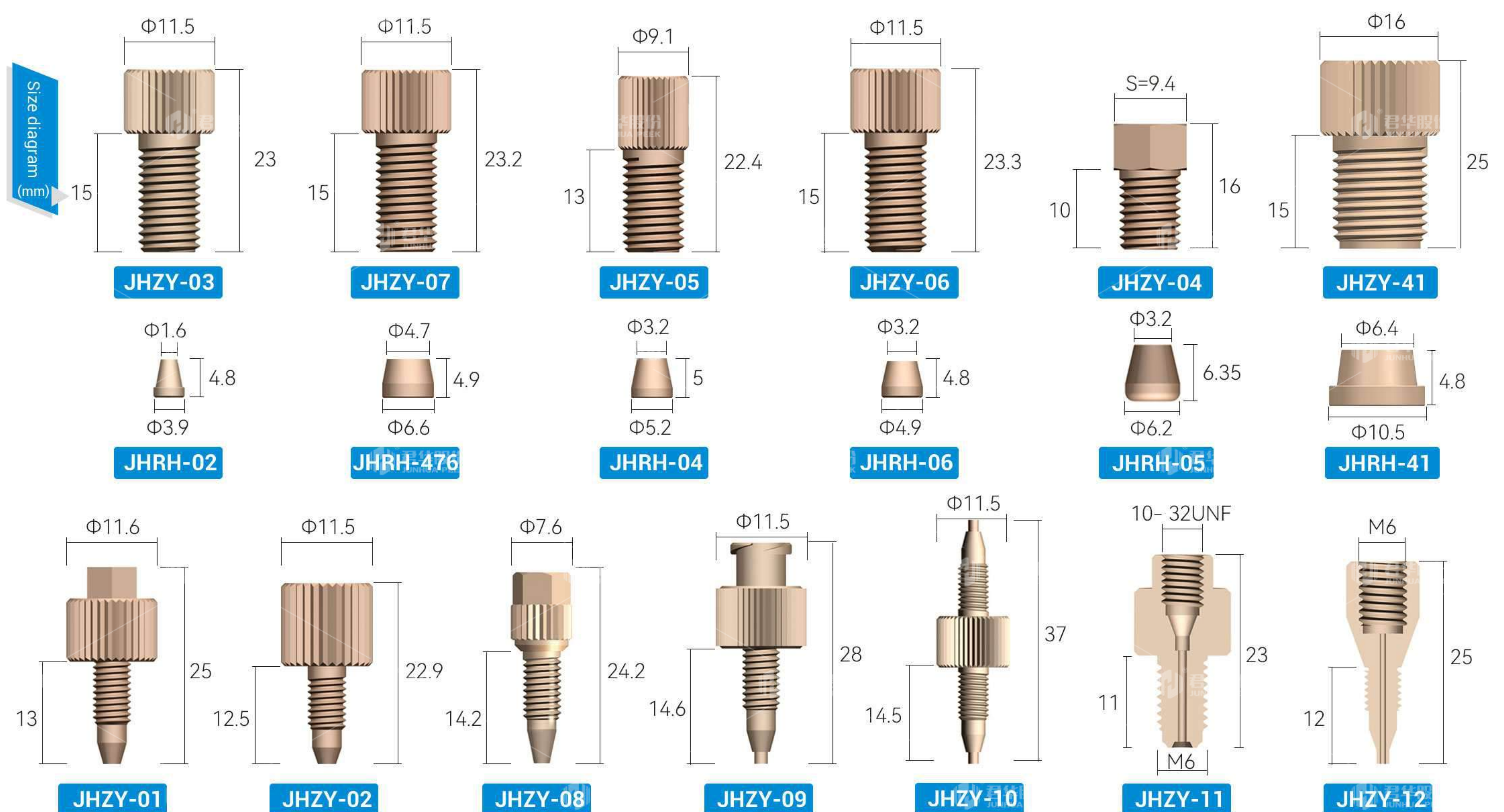
## Pharmaceutical Industry PEEK Fitting

- > Designing for tubing diameter 1/16, 1/8, 3/16, etc. It also can be customized if you wanna match with the larger outer diameter one.
- > PEEK fitting is made by Junhua PEEK with certificates FDA, ROHS, REACH, and ISO10993.
- > Plus, medical-grade and high-purity grade PEEK raw materials can be used for customers to choose from.



### Pharmaceutical Industry PEEK Fitting List

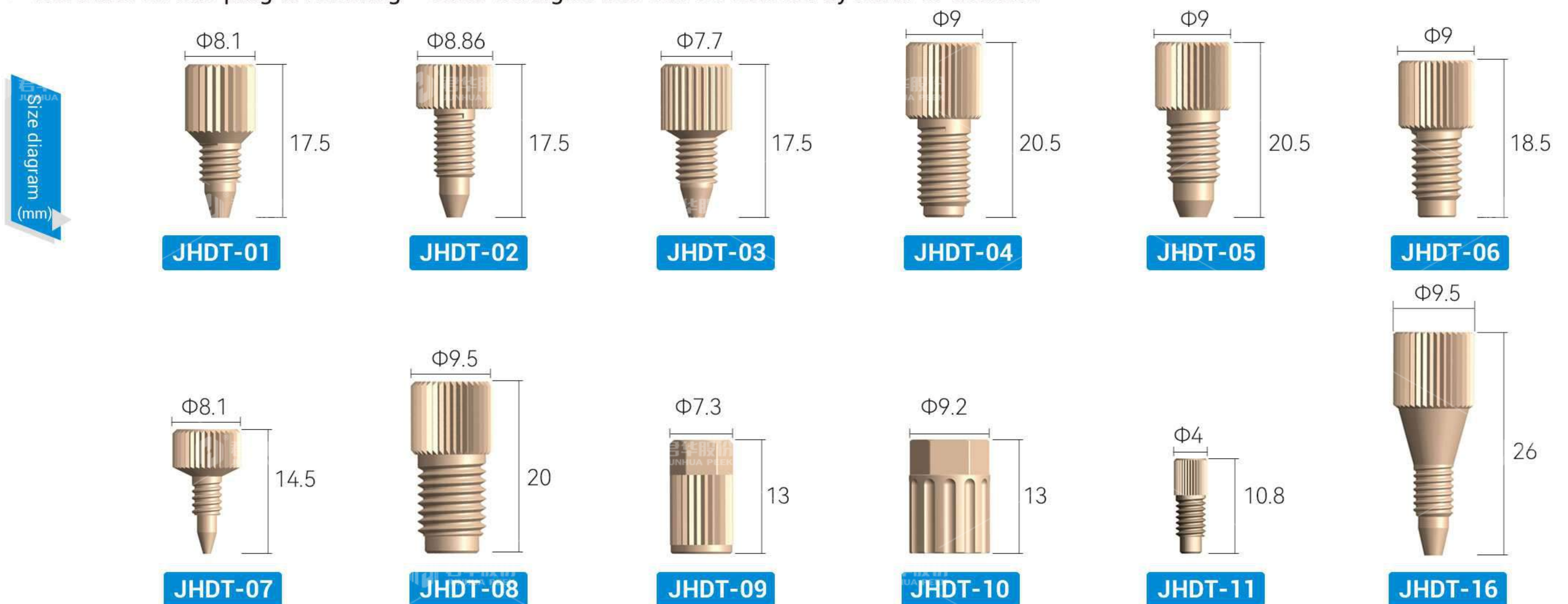
No.	Applicable pipeline (outer diameter) mm	Fitting external thread	Inner thread	Supporting ferrule number	Head type	Material/color
JHZY- 01	1/16" (1.6mm)	10 - 32	/	/	Knurled + Hexagonal	PEEK / Natura / Black
JHZY- 02	1/16" (1.6mm)	10 - 32	5/16 - 24	/	m=1.0 Knurled	PEEK / Natura / Black
JHZY- 03	1/16" (1.6mm)	5/16 - 24	/	JHRH- 02	m=1.0 Knurled	PEEK / Natura / Black
JHZY- 04	1/8" (3.2mm)	5/16 - 24	/	JHRH- 05	Hexagonal	PEEK / Natura / Black
JHZY- 05	1/8" (3.2mm)	5/16 - 24	/	JHRH- 04	m=1.0 Knurled	PEEK / Natura / Black
JHZY- 06	1/8" (3.2mm)	5/16 - 24	/	JHRH- 06	m=1.0 Knurled	PEEK / Natura / Black
JHZY- 07	3/16" (4.76mm)	5/16 - 24	/	JHRH- 476	m=1.0 Knurled	PEEK / Natura / Black
JHZY- 08	1/16" (1.6mm)	10 - 32	/	/	m=0.8 Knurled	PEEK / Natura / Black
JHZY- 09	/	10 - 32 / Luer thread	/	/	m=1.0 Knurled	PEEK / Natura / Black
JHZY- 10	1/16" (1.6mm)	10 - 32	/	/	m=0.8 Knurled	PEEK / Natura / Black
JHZY- 11	1/16" (1.6mm)	M6	10 - 32	/	m=0.8 Knurled	PEEK / Natura / Black
JHZY- 12	1/16" (1.6mm) / 1/8" (3.2mm)	10 - 32	M6	/	Square	PEEK / Natura / Black
JHZY-41	1/4" (6.35mm)	1/2 - 20	/	JHRH-41	m=1.0 Knurled	PEEK / Natura / Black





## PEEK / POM End Plug

- > High-pressure end plug is made of PEEK or POM with high strength.
- > A variety of thread specifications are available and can also be customized.
- > POM plug colors include red, white, black, and Khaki.
- > The inner thread plug is Knurling + outer hexagon and can be twisted by hand or wrench.



### ▼ PEEK/POM End Plug List

No.	thread/port	Inside thread / Port	pressure resistance value	Head type	Forming method	Material/color
JHDT - 01	10 - 32 / Cone	/	35 MPa	m=0.8 Knurled	Injection molding	PEEK / Natural
JHDT - 02	10 - 32 / Cone	/	30 MPa	m=0.8 Knurled	Injection molding	PEEK / Natural POM (white/red/black/Khaki/etc)
JHDT - 03	10 - 32 / Cone	/	35 MPa	m=0.8 Knurled	Injection molding	PEEK / Natural
JHDT - 04	1/4 - 28 / Flat end	/	27 MPa	m=1.0 Knurled	CNC machining	PEEK / Natural
JHDT - 05	1/4 - 28 / Cone	/	28 MPa	m=1.0 Knurled	CNC machining	PEEK / Natural
JHDT - 06	M6 / Flat end	/	25 MPa	m=0.8 Knurled	CNC machining	PEEK / Natural
JHDT - 07	6 - 32 / Cone	/	36 MPa	m=0.8 Knurled	CNC machining	PEEK / Natural
JHDT - 08	5/16 - 24 / Flat end	/	42 MPa	m=1.0 Knurled	CNC machining	PEEK / Natural
JHDT - 09	/	10 - 32 UNF / Sloping bottom	36 MPa	Knurled + Hexagon	CNC machining	PEEK / Natural
JHDT - 10	/	1/4 - 28 / Flat bottom	27 MPa	Knurled + Hexagon	CNC machining	PEEK / Natural
JHDT - 11	6-40 / Flat end	/	30 MPa	m=0.5 Knurled	CNC machining	PEEK / Natural
JHDT - 16	10 - 32 / Cone	/	35 MPa	m=0.8 Knurled	CNC machining	PEEK / Natural



## Product List of Universal Ferrule

> This kind of ferrule can be used for PEEK tube, metal tube, quartz tube, and fluoroplastic tube, with strong versatility. Suitable for most split fittings on the market.

No.	Outer Diameter(mm)	Inner diameter(mm)	Length(mm)	Material/color	Remark
JHRH - 01	3.7	1.6	4.8	PEEK / ETFE / PTFE / Natural	/
JHRH - 02	3.9	1.6	4.8	PEEK 本色 / ETFE / Natural	Flanging ferrule
JHRH - 03	5.2	3.2	3.5	PEEK / Natural	/
JHRH - 04	5.2	3.2	5	PEEK / PTFE / Natural	/
JHRH - 05	6.2	3.2	6.35	PEEK / Natural	/
JHRH - 06	4.9	3.2	4.8	PEEK / PTFE / Natural	/
JHRH - 07	3.2	1.6	6	PEEK / Natural	Double ferrule
JHRH - 08	2.6	1.6	2.1	PEEK / Natural	6-40 or 6-32 fitting matched
JHRH - 09	3.2	1.6	5.95	PEEK / Natural	Slotted double end fastening ferrule
JHRH - 10	3.3	1.6	5.6	PEEK / Natural	Double ferrule
JHRH - 11	4.56	1.6	4	PEEK / Natural	Flanging ferrule
JHRH - 12	4.7	1.6	4.3	PEEK / Natural	Flanging ferrule
JHRH - 13	3.1	1.6	5.5	PEEK / Natural	/
JHRH - 14	4.9	3.2	6.8	PEEK / Natural	Slotted double end fastening ferrule
JHRH - 15	3.1	1.6	5.75	PEEK / Natural	Double ferrule

## Product List of Fluorinated Plastic Tubing Matched Ferrule

> The special structure of this ferrule can lock the fluorinated plastic tubing more tightly, so the tubing is not easy to pop out when the pressure is high, and the sealing effect is better. So it is especially suitable for PTFE/FEP/PFA/ETFE and other fluorine plastic pipe connections; Suitable for the outer diameter of 4.76/2.5/3.0/3.2/4.0/1.6/2.0 mm tubes; Suitable for inverted taper joints or joints with metal ferrule; This ferrule made with PEEK material is also suitable for locking PEEK capillary tubing.

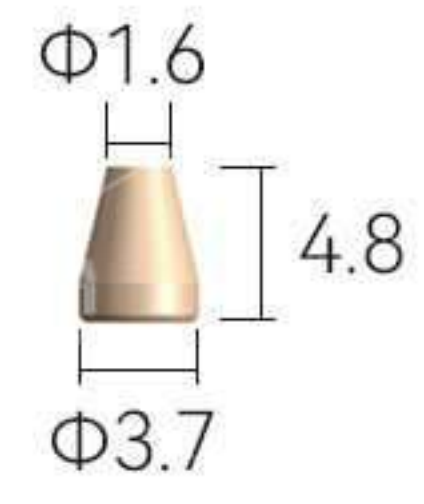
No.	Outer Diameter(mm)	Inner diameter(mm)	Length(mm)	Material/color	Remark
JHRH - 16	5	1/16" (1.6mm)	4.95	ETFE / PEEK / Natural	Flanging ferrule
JHRH - 20	5	2mm	4.95	ETFE / PEEK / Natural	Flanging ferrule
JHRH - 25	4.6	2.5mm	4.6	ETFE / PEEK / Natural	Flanging ferrule
JHRH - 30	5	3mm	4.5	ETFE / PEEK / Natural	Flanging ferrule
JHRH - 32	5.2	1/8" (3.2mm)	4.5	ETFE / PEEK / Natural	Flanging ferrule
JHRH - 40	6	4mm	5	ETFE / PEEK / Natural	Flanging ferrule
JHRH - 161	4	1/16" (1.6mm)	4.15	ETFE / PEEK / Natural	Flanging ferrule
JHRH - 201	4.5	2mm	3.5	ETFE / PEEK / Natural	Flanging ferrule
JHRH - 251	4.5	2.5mm	3.2	ETFE / PEEK / Natural	Flanging ferrule
JHRH - 301	4.8	3mm	3.2	ETFE / PEEK / Natural	Flanging ferrule
JHRH - 321	4.9	1/8" (3.2mm)	3.2	ETFE / PEEK / Natural	Flanging ferrule
JHRH - 401	6.5	4mm	4.3	ETFE / PEEK / Natural	Flanging ferrule
JHRH - 47	6.5	3/16" (4.76mm)	4.5	ETFE / PEEK / Natural	Flanging ferrule
JHRH - 476	6.6	3/16" (4.76mm)	4.9	ETFE / PEEK / Natural	Flanging ferrule
JHRH - 41	10.5	1/4" (6.35mm)	4.8	ETFE / PEEK / Natural	Flanging ferrule

## Product List of High-Temperature Resistant Ferrule

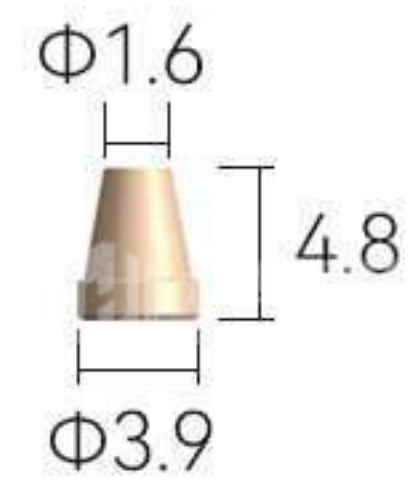
> The ferrule is made of polyimide (PI) + graphite and can withstand a temperature of about 380°C degrees. Corrosion resistance. Resistant to wear and tear. It is especially suitable for locking quartz tubing or metal tubing at high temperatures.

No.	Outer Diameter(mm)	Inner diameter(mm)	Length(mm)	Material/color	Remark
JHRH - 19	3.2	0.6	3.8	Black	PI + Graphite
JHRH - 17	3.1	0.4	2.3	Black	PI + Graphite
JHRH - 18	3.57	0.4 / 0.5 / 0.8	7.7	Black	PI + Graphite

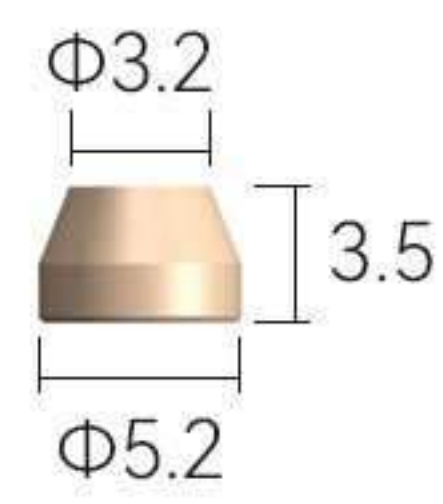




JHRH-01



JHRH-02



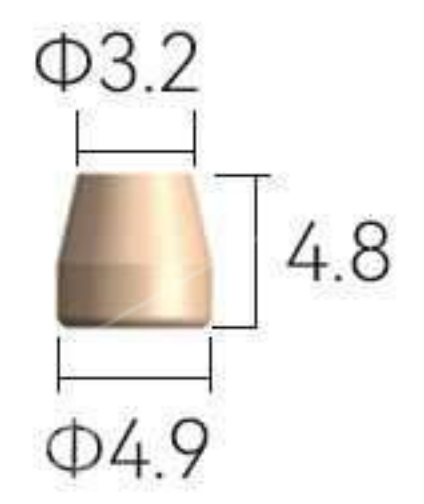
JHRH-03



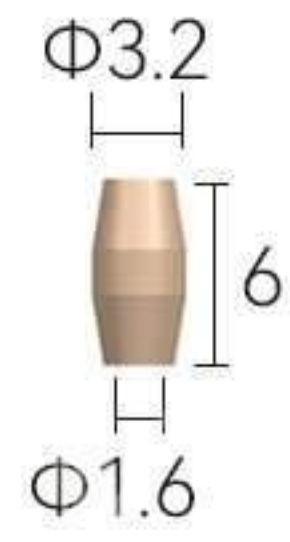
JHRH-04



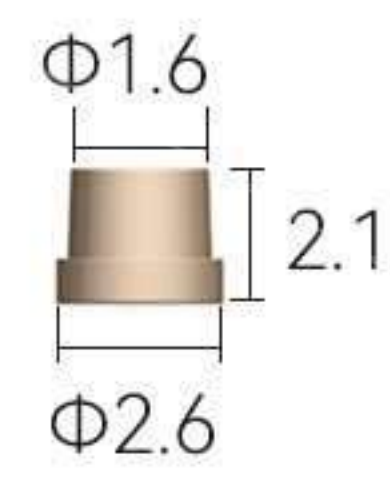
JHRH-05



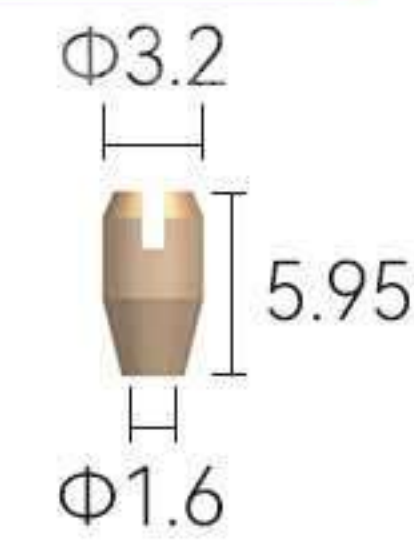
JHRH-06



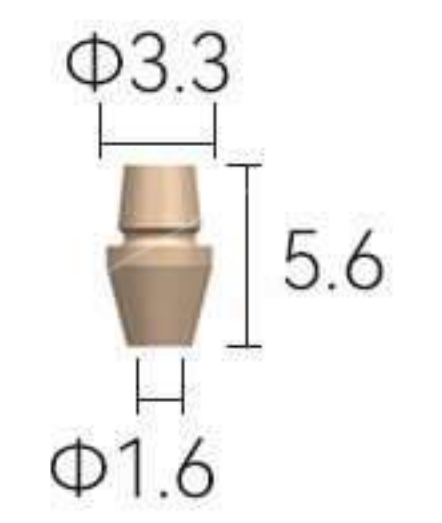
JHRH-07



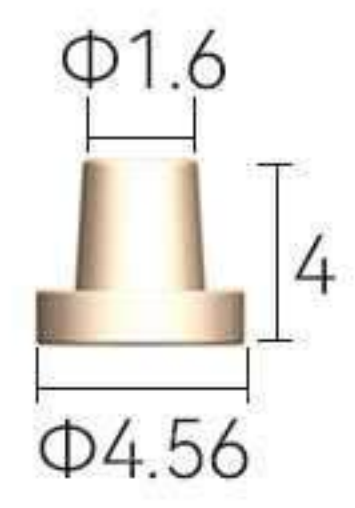
JHRH-08



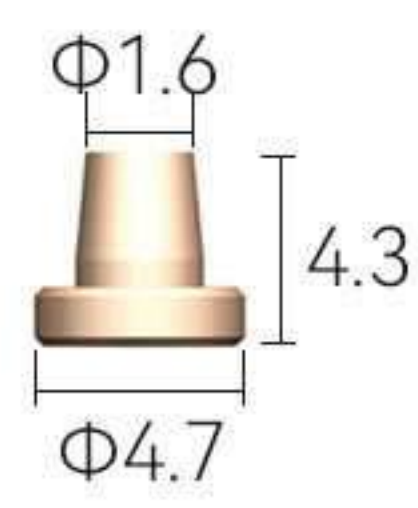
JHRH-09



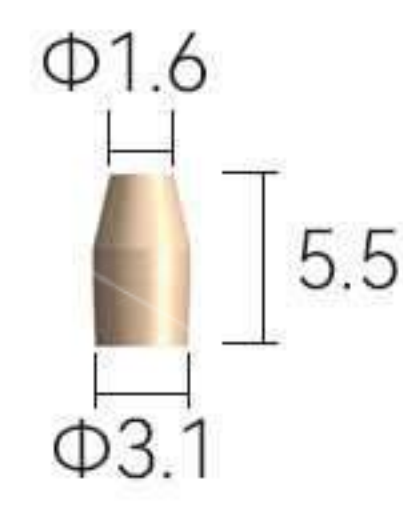
JHRH-10



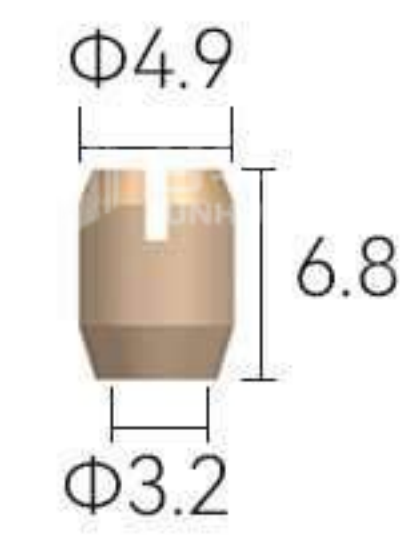
JHRH-11



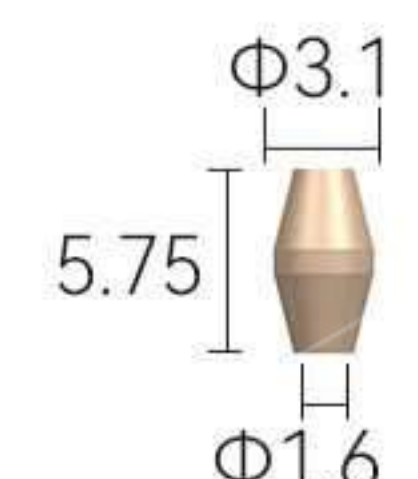
JHRH-12



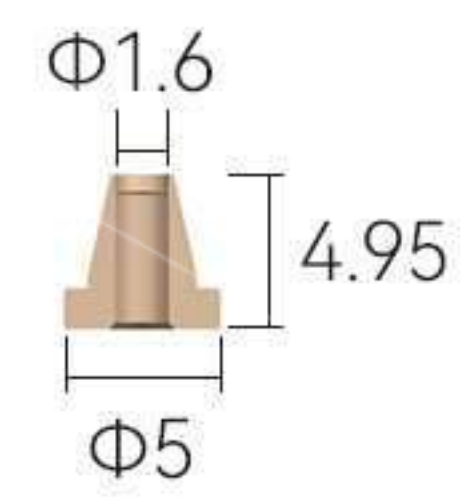
JHRH-13



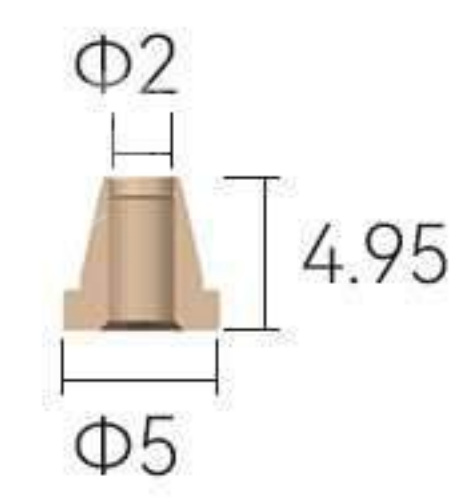
JHRH-14



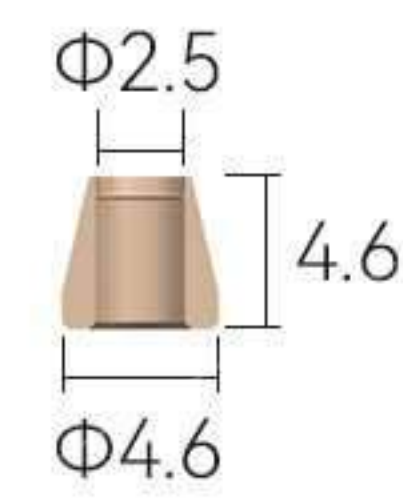
JHRH-15



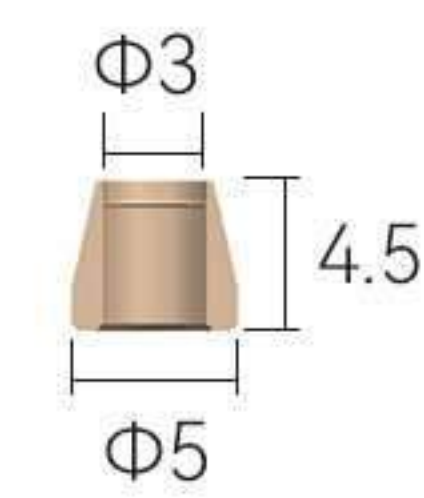
JHRH-16



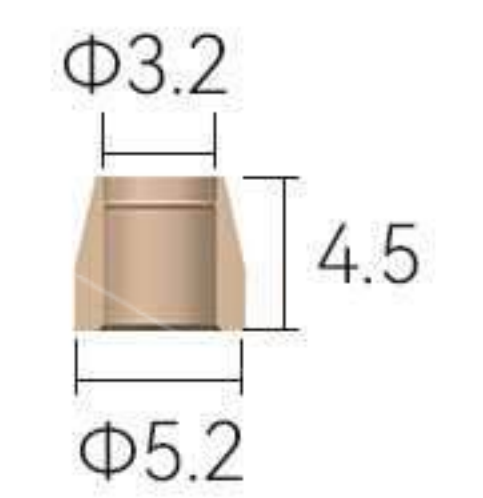
JHRH-20



JHRH-25



JHRH-30



JHRH-32



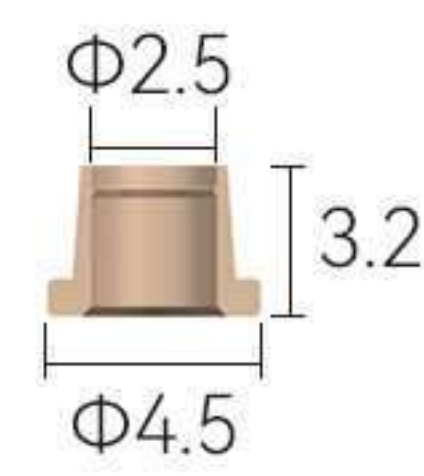
JHRH-40



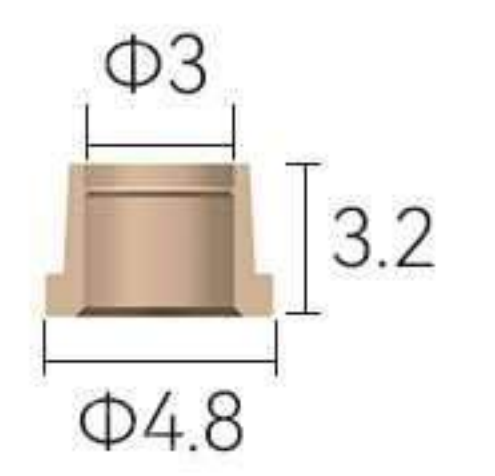
JHRH-161



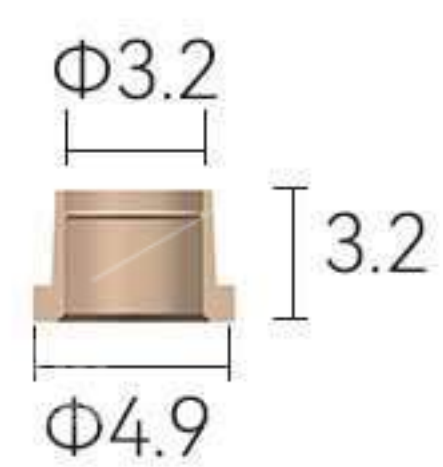
JHRH-201



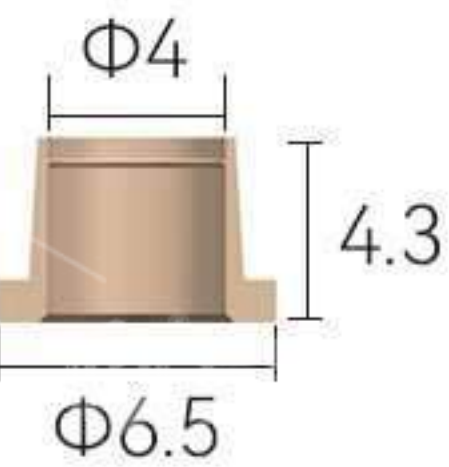
JHRH-251



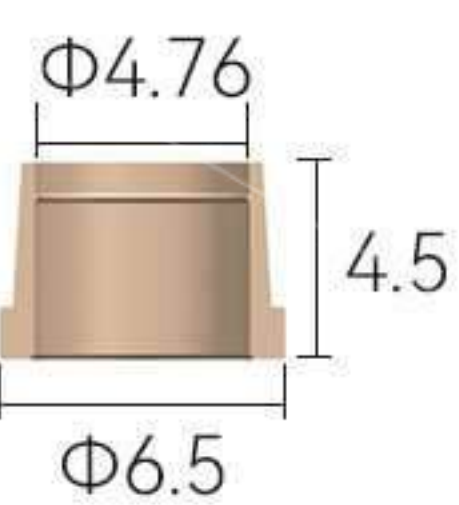
JHRH-301



JHRH-321



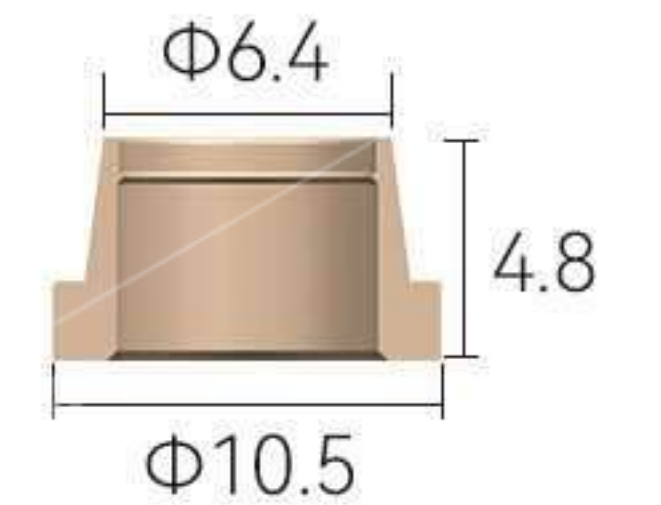
JHRH-401



JHRH-47



JHRH-476



JHRH-41



JHRH-19



JHRH-17

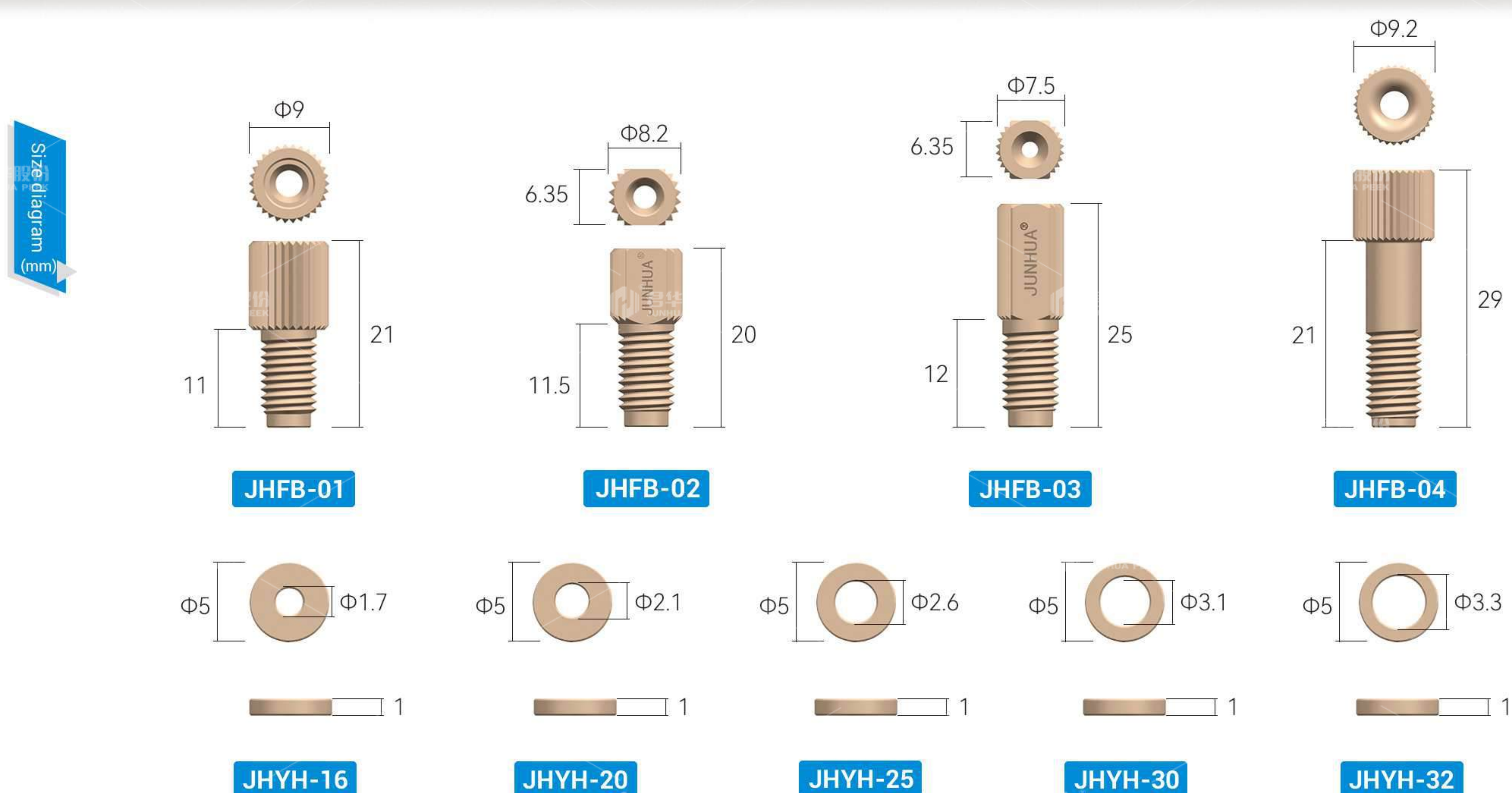
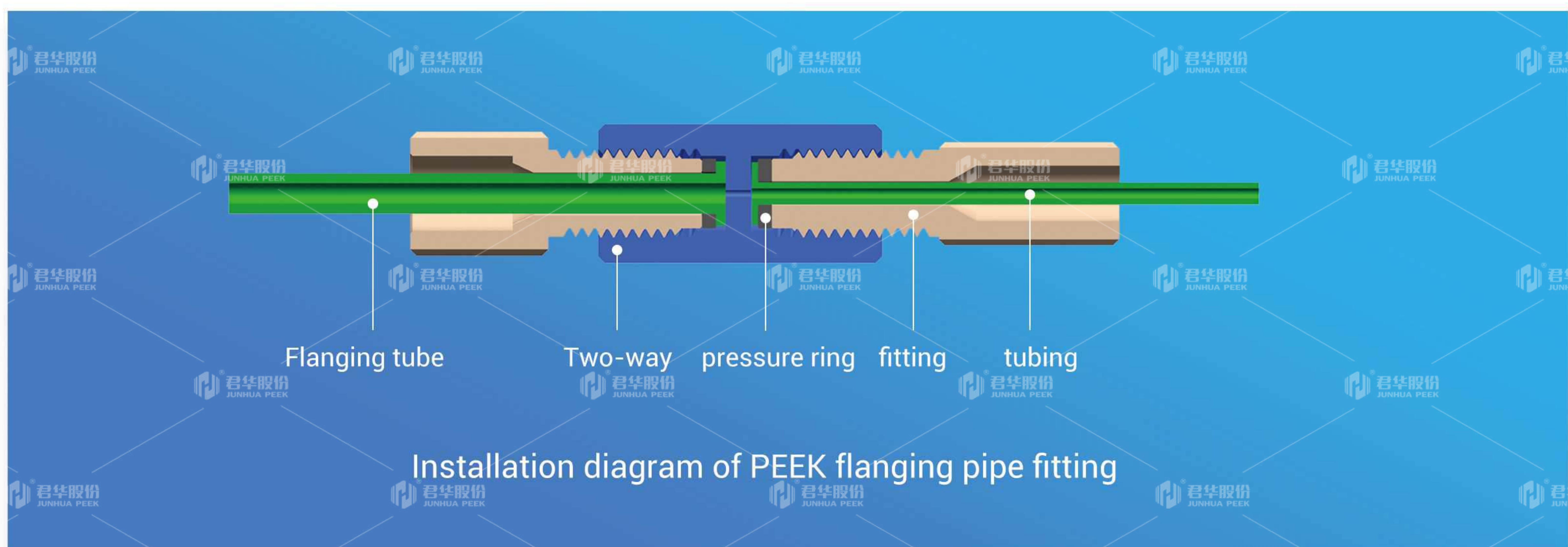


JHRH-18



## PEEK Flanged Tubing Fittings

- > All fittings are made of PEEK material with excellent inertness and biocompatibility, corrosion resistance, high purity, low dissolution, and high strength.
- > The tubing head is flanged, suitable for low-pressure sealing, and the tubing will not be twisted when tightening.
- > Provide a variety of professional customization services, flanging or reaming customization of different materials, different inner holes, and different lengths of capillary tubes.
- > Various specifications of heat-shrinkable number tubes, snap-on logos, model logos and other customized services.
- > There are three kinds of materials for the pressure ring, and there are two types of joint threads: 1/4-28 and M6.





Product Model

JHFB - 01

-

28

-

16

-

PT

Model  
Normal JHFB - 1  
Flat position JHFB - 2  
Long JHFB - 3  
Extra long JHFB - 4

Screw model  
28 1/4 - 28  
M6 : M6\*1

Adapting tubing OD  
16 : 1.6 mm  
20 : 2.0 mm  
25 : 2.5 mm  
30 : 3.0 mm  
32 : 3.2 mm

Adapting tubing material  
PT PTFE  
PE FEP  
PA PFA  
ET ETFE

Pressure Ring Model

JHYH

-

16

-

PT

Model

Adapting tubing OD  
16 : 1.6mm  
20 : 2.0mm  
25 : 2.5mm  
30 : 3.0mm  
32 : 3.2mm

Adapting tubing material  
PE PEEK  
SS 316 Stainless steel  
ET ETFE

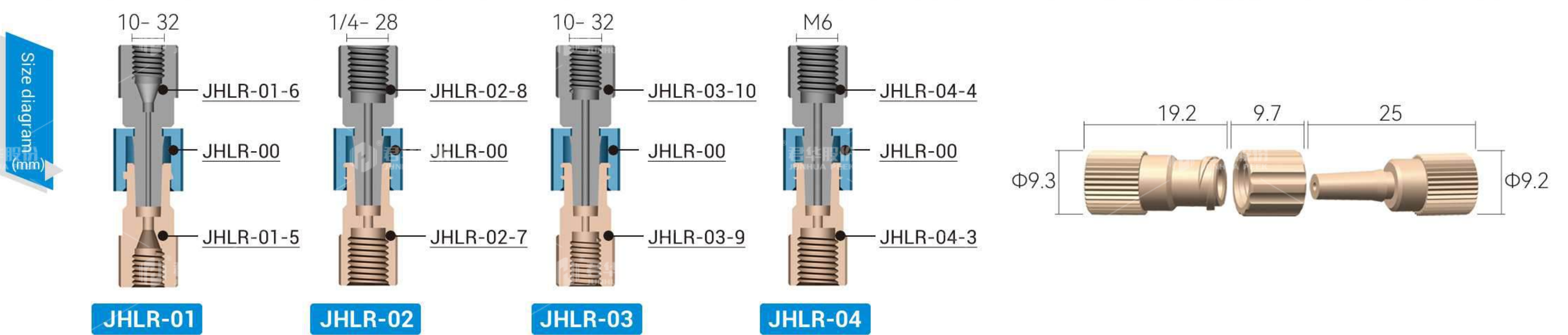
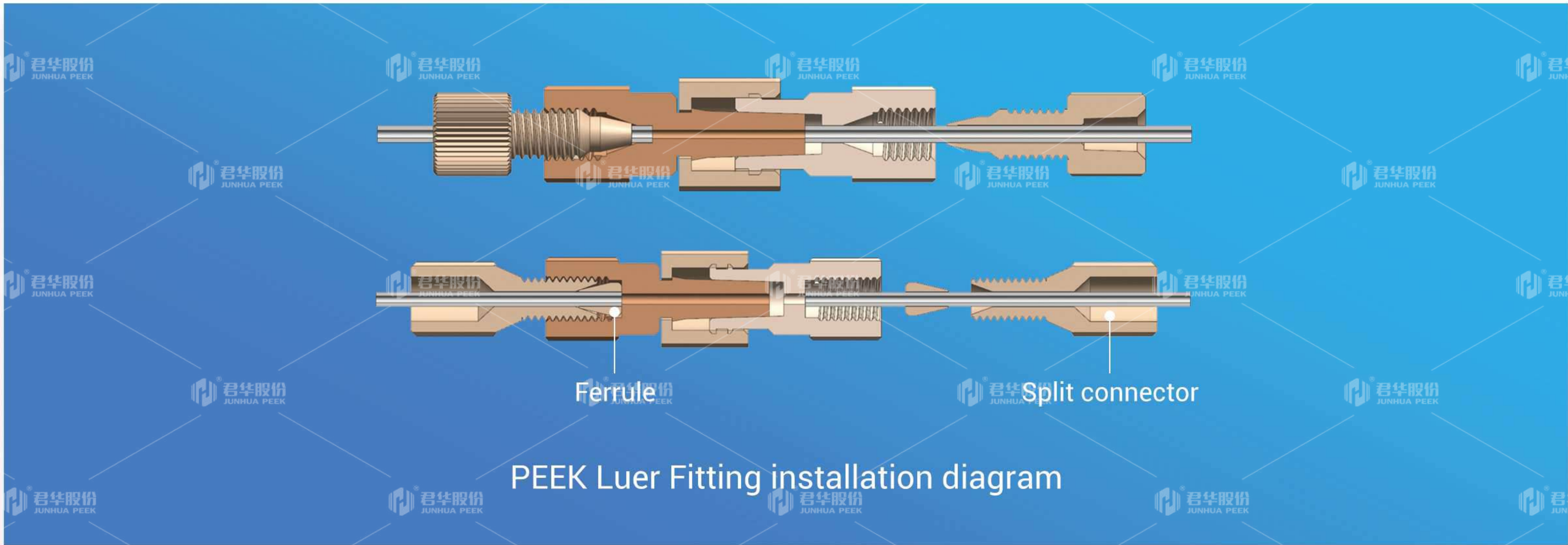
▼ PEEK Flanged Tubing Fittings List

No.	Fitting external thread	Applicable pipeline (outer diameter) mm	Pressure ring model	Fitting material	Pressure ring material
JHFB - 01	1/4 - 28  /  M6	1.6	JHYH - 16	PEEK	PEEK / 316L Stainless steel / ETFE
JHFB - 02		2.0	JHYH - 20		
JHFB - 03		2.5	JHYH - 25		
JHFB - 04		3.0	JHYH - 30		
		3.2	JHYH - 32		



## PEEK Luer Fitting

- > Suitable for quick disassembly and assembly, and can be used repeatedly.
- > Corrosion-resistant, high-purity, high-strength, low-dissolution PEEK material, formed by machining.
- > A syringe can also be connected for manual injection.
- > A variety of specifications are available, and can also be customized.



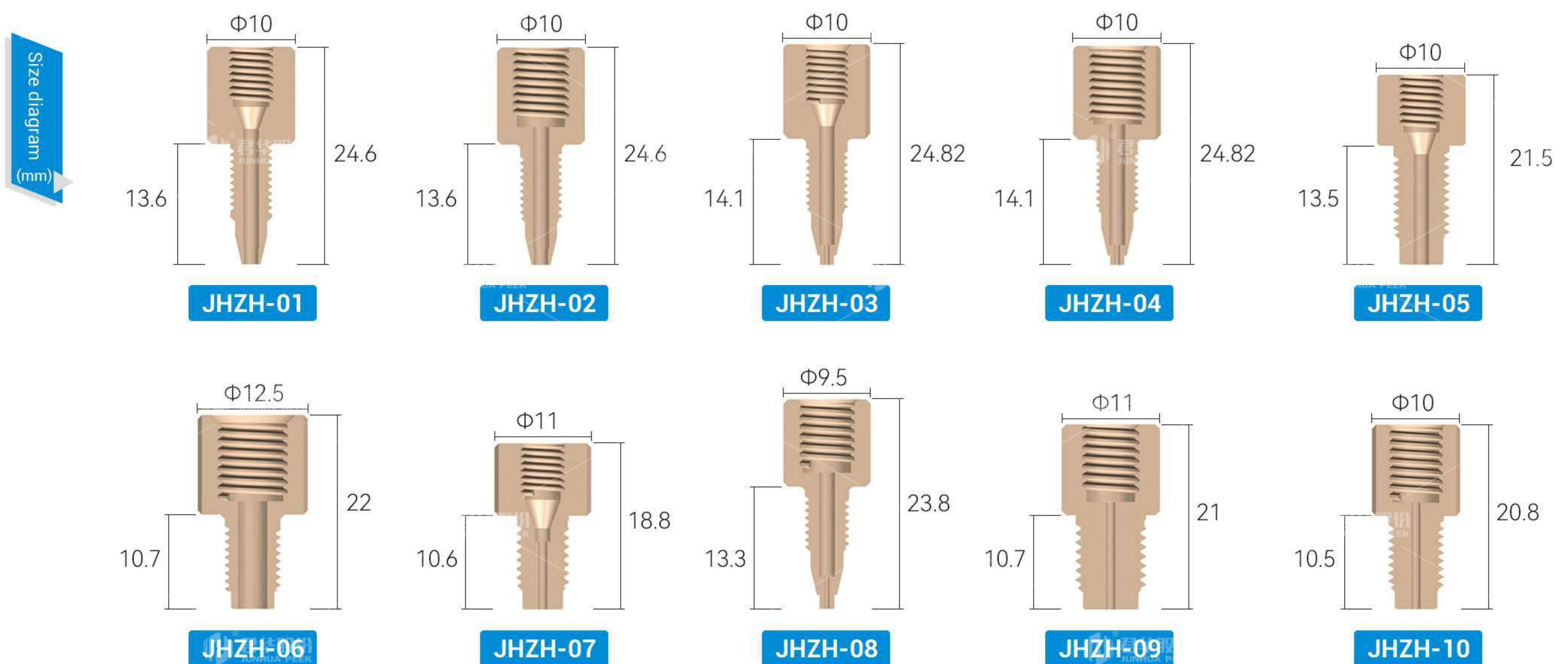
### PEEK Luer Fitting List

No.	Internal thread at both ends	Suitable tubing (mm)	Pressure resistance value	Forming method	Material/color	Ferrule sleeve material
JHLR - 01	10 - 32 Cone bottom	1/16" (1.6)	20 MPa	Machined / Injection	PEEK / Natural	m=0.8 Knurled
JHLR - 02	1/4 - 28 Flat botom	1/16" (1.6) / 1/8" (3.2)	20 MPa	Machined / Injection	PEEK / Natural	m=0.8 Knurled
JHLR - 03	10 - 32 Flat botom	1/16" (1.6)	20 MPa	Machined / Injection	PEEK / Natural	m=0.8 Knurled
JHLR - 04	M6 Flat botom	1/16" (1.6) / 1/8" (3.2)	20 MPa	Machined / Injection	PEEK / Natural	m=0.8 Knurled



## PEEK Adapter

- > A variety of specifications are available, metric threads and inch threads are interchangeable.
- > Machining forming, high dimensional accuracy, good sealing performance, beautiful appearance without burrs.
- > Made of high-purity PEEK, with high strength, corrosion resistance, high pressure resistance and good biocompatibility.
- > Material, color and through hole size can be customized according to customer needs.





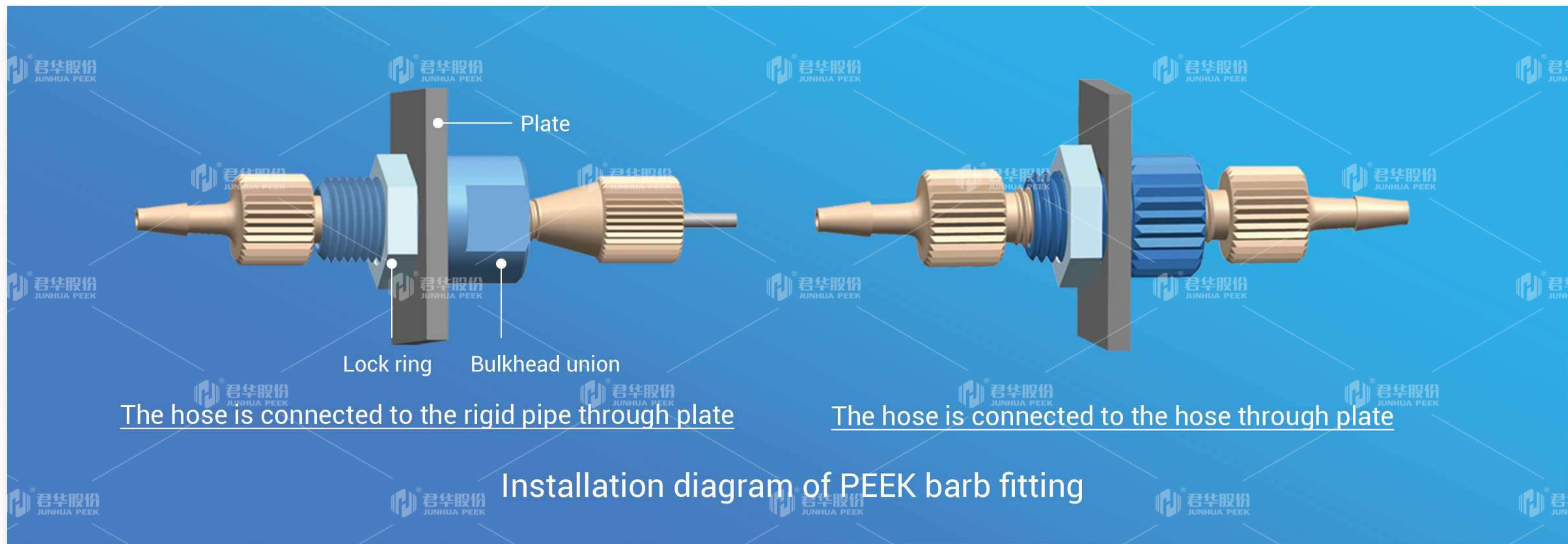
### PEEK Adapters List

No.	External thread /port	Internal thread /port	Through hole size (mm)	Pressure resistance value	Head type	Forming method	Material/color
JHZH - 01	10 - 32 / Cone	10 - 32 / Cone bottom	1.6	30 MPa	m=0.8 Knurled	Machined	PEEK / Natural
JHZH - 02	10 - 32 / Cone	1/4 - 28 / Flat bottom	1.6	8 MPa	m=0.8 Knurled	Machined	PEEK / Natural
JHZH - 03	10 - 32 / Cone	10 - 32 / Cone bottom	0.6	30 MPa	m=0.8 Knurled	Machined	PEEK / Natural
JHZH - 04	10 - 32 / Cone	1/4 - 28 / Flat bottom	0.6	8 MPa	m=0.8 Knurled	Machined	PEEK / Natural
JHZH - 05	1/4 - 28 / Flat end	10 - 32 / Cone bottom	1.7	10 MPa	8mm Flat position	Machined	PEEK / Natural
JHZH - 06	1/4 - 28 / Flat end	5/16 - 24 / Flat bottom	3.3	6.5 MPa	m=1.0 Knurled	Machined	PEEK / Natural
JHZH - 07	M6 / Flat end	10 - 32 / Cone bottom	1.0	8 MPa	m=0.8 Knurled	Machined	PEEK / Natural
JHZH - 08	10 - 32 / Cone	M6 / Flat bottom	0.5	8 MPa	m=1.0 Knurled	Machined	PEEK / Natural
JHZH - 09	5/16 - 24 / Flat end	1/4 - 28 / Flat bottom	1.0	6.5 MPa	m=1.0 Knurled	Machined	PEEK / Natural
JHZH - 10	1/4 - 28 / Flat end	M6 / Flat bottom	1.0	6.5 MPa	m=1.0 Knurled	Machined	PEEK / Natural





## ■ PEEK Barb Adapter

- > It can be used together with Junhua chinaPEEK adapter, two-way, three-way, four-way, through plate fitting, etc.
- > Realize any connection between hard tubing and hoses, hard tubing and hard tubing, and hoses and hoses of different specifications of pipe diameters.
- > Corrosion-resistant, high-purity, high-strength, low-dissolution PEEK material formed by machining, with high precision, good sealing and beautiful appearance.
- > The inner hole adopts the dry ice deburring process to ensure no burrs can block the pipeline.
- > Enlarged knurling, convenient for hand screwing, suitable for hoses with apertures between 1-6mm.

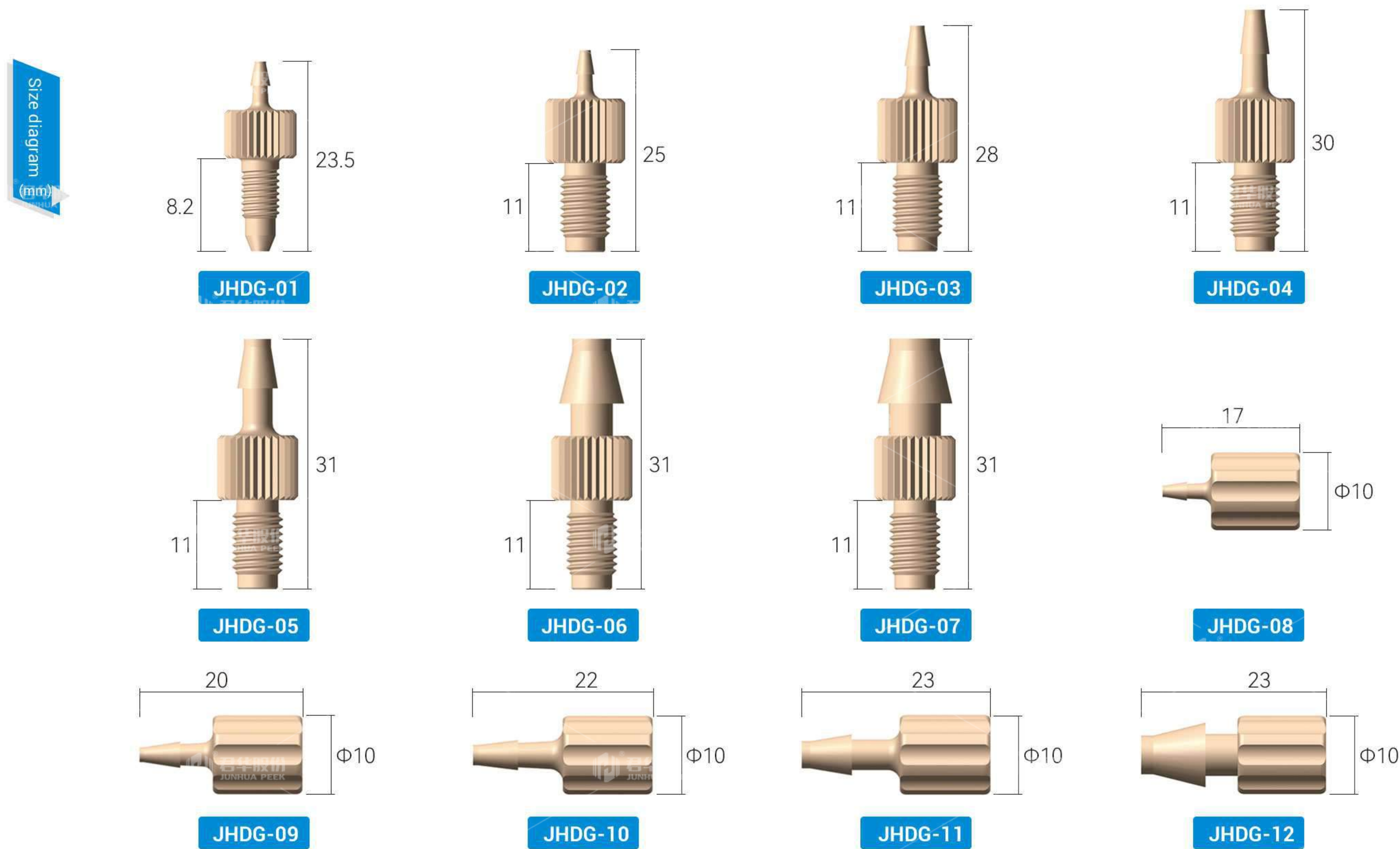


Hose and hard tubing connection



Hose and hose connection






▼ Barb Fitting List

No.	Applicable hose inner diameter (mm)	External thread /port	Internal thread /port	Head type	Forming method	Material/color
JHDG - 01	0.7 - 1.6	1/4 - 32 / Cone	/	m=1.0 Knurled	Machined	PEEK / Natural
JHDG - 02	1 - 1.4	1/4 - 28 / Flat end	/	m=1.0 Knurled	Machined	PEEK / Natural
JHDG - 03	1.4 - 2.1	1/4 - 28 / Flat end	/	m=1.0 Knurled	Machined	PEEK / Natural
JHDG - 04	2.1 - 2.9	1/4 - 28 / Flat end	/	m=1.0 Knurled	Machined	PEEK / Natural
JHDG - 05	2.9 - 3.6	1/4 - 28 / Flat end	/	m=1.0 Knurled	Machined	PEEK / Natural
JHDG - 06	3.5 - 5.8	1/4 - 28 / Flat end	/	m=1.0 Knurled	Machined	PEEK / Natural
JHDG - 07	5.8 - 7	1/4 - 28 / Flat end	/	m=1.0 Knurled	Machined	PEEK / Natural
JHDG - 08	1 - 1.4	/	1/4 - 28 / Flat bottom	Plum blossom type	Machined	PEEK / Natural
JHDG - 09	1.4 - 2.1	/	1/4 - 28 / Flat bottom	Plum blossom type	Machined	PEEK / Natural
JHDG - 10	2.1 - 2.9	/	1/4 - 28 / Flat bottom	Plum blossom type	Machined	PEEK / Natural
JHDG - 11	2.9 - 3.6	/	1/4 - 28 / Flat bottom	Plum blossom type	Machined	PEEK / Natural
JHDG - 12	3.8 - 6	/	1/4 - 28 / Flat bottom	Plum blossom type	Machined	PEEK / Natural

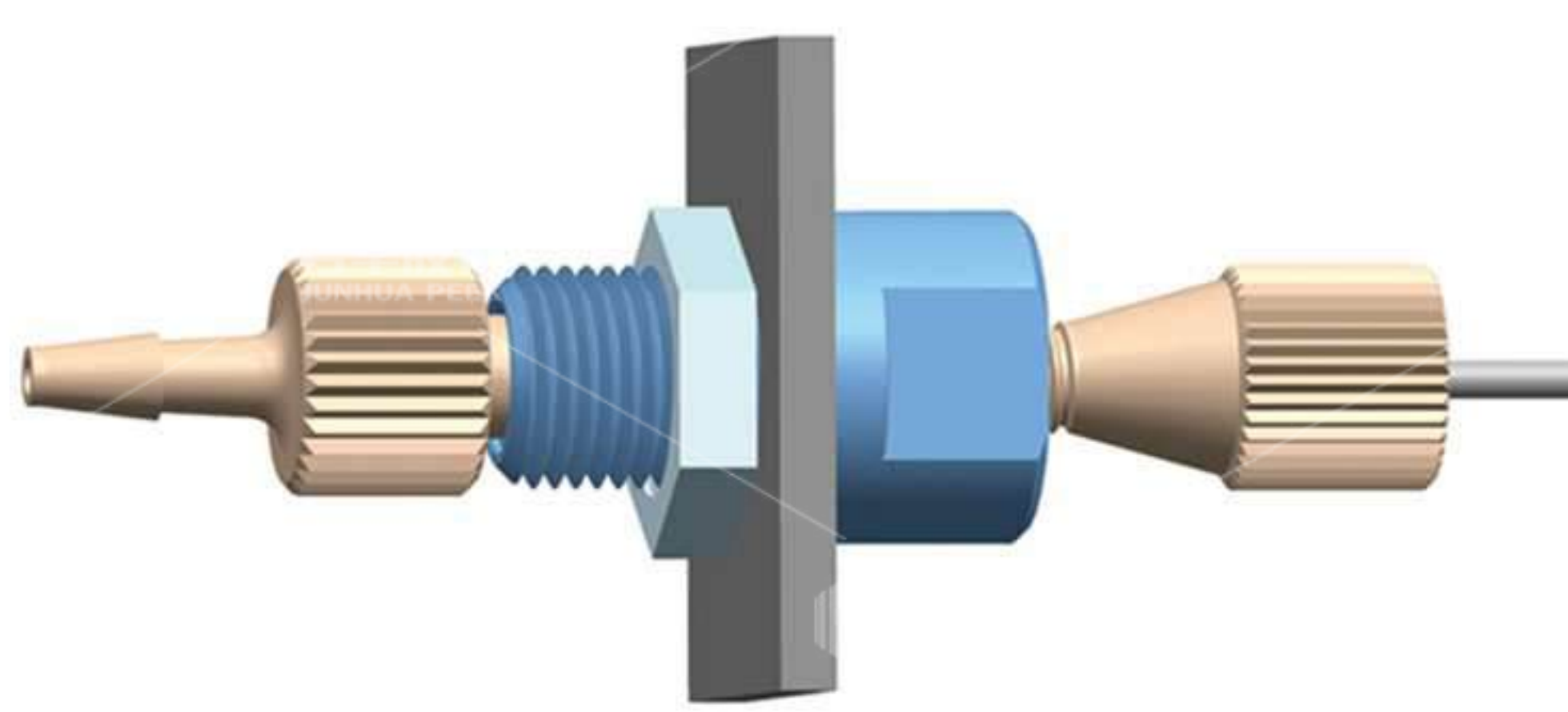


## ■ PEEK Bulkhead Union (Bulkhead Connector)


- > Corrosion resistance, high purity, high strength, low dissolution, made by CNC machining.
- > Supporting POM lock ring to achieve through-plate connection. It can be used with most split or integral connectors in the market.
- > The supporting barb connector can be used to connect the soft hose with the hard tubing through plate.
- > Dead volume is very small.



Hard hose and hard tubing  
connected through plate

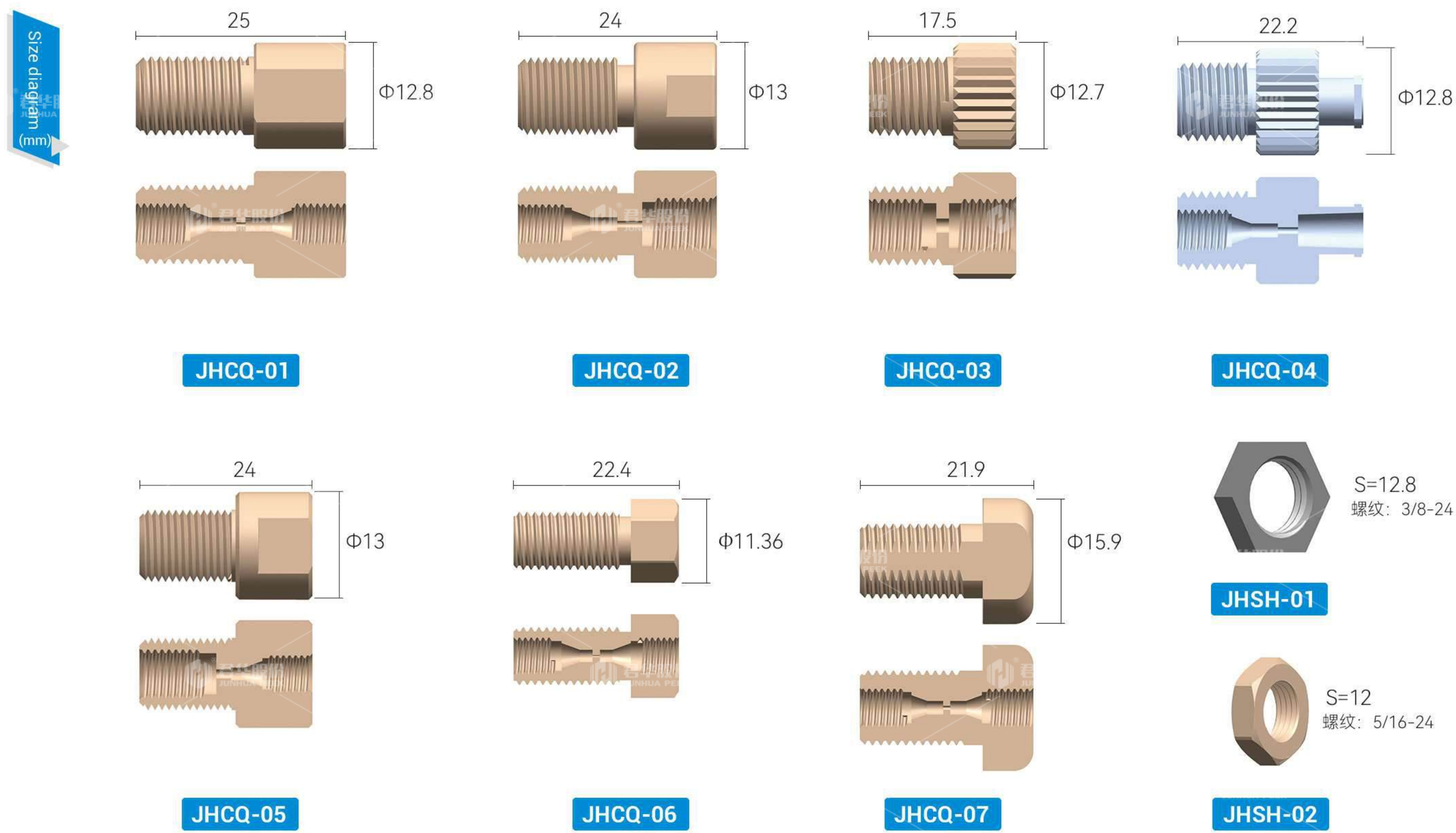


Hard tubing and soft hose  
connected through plate



Soft hose and soft hose  
connected through plate





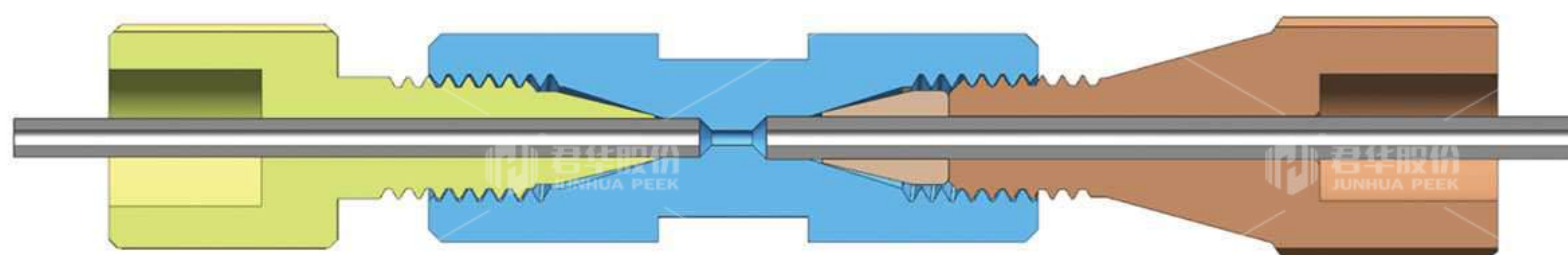
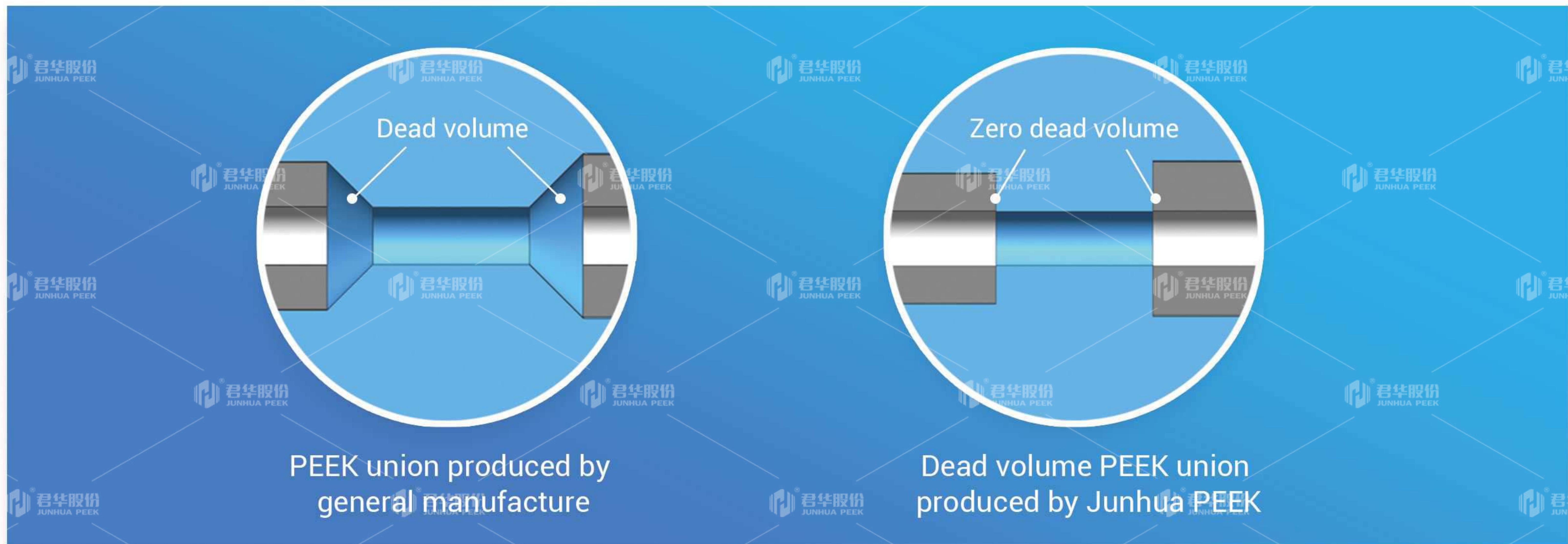
▼ PEEK Union Product List

No.	Inside thread	Outer thread	Lock ring	Head type	Material / color	Hole size on the plate(mm)
JHCQ - 01	10 - 32 Sloping bottom ~ 10 - 32 Sloping bottom	3/8 - 24	JHSH - 01	Flat position	PEEK / Natural	9.5 - 12.5
JHCQ - 02	10 - 32 Sloping bottom ~ 1/4 - 28 Flat bottom	3/8 - 24	JHSH - 01	Flat position	PEEK / Natural	9.5 - 12.5
JHCQ - 03	1/4 - 28 Flat bottom ~ 1/4 - 28 Flat bottom	3/8 - 24	JHSH - 01	m=1.0 Knurling	PEEK / Natural	9.5 - 12.5
JHCQ - 04	10 - 32 Sloping bottom ~ Luer connector	3/8 - 24	JHSH - 01	m=1.0 Knurling	POM / White	9.5 - 12.5
JHCQ - 05	1/4 - 28 Flat bottom ~ 10 - 32 Sloping bottom	3/8 - 24	JHSH - 01	Flat position	PEEK / Natural	9.5 - 12.5
JHCQ - 06	10 - 32 Sloping bottom ~ 10 - 32 Sloping bottom	5/16 - 24	JHSH - 01	Hexagonal	PEEK / Natural	9
JHCQ - 07	10 - 32 Sloping bottom ~ 10 - 32 Sloping bottom	3/8 - 24	JHSH - 01	Flat position	PEEK / Natural	9.5 - 12.5

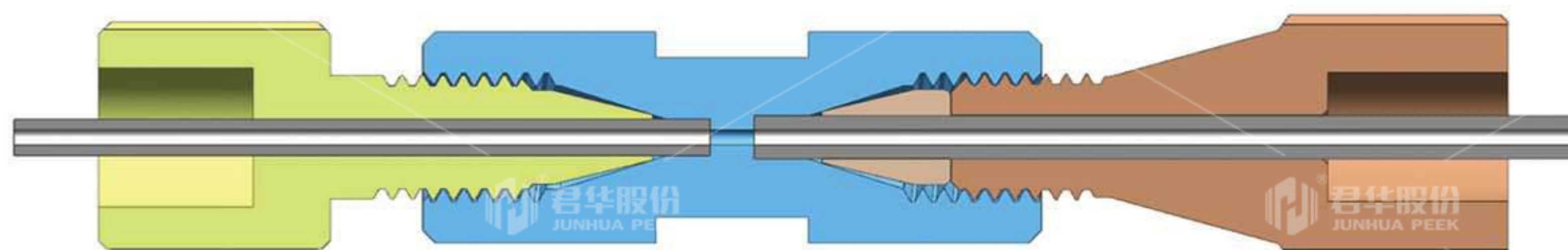


## PEEK Union

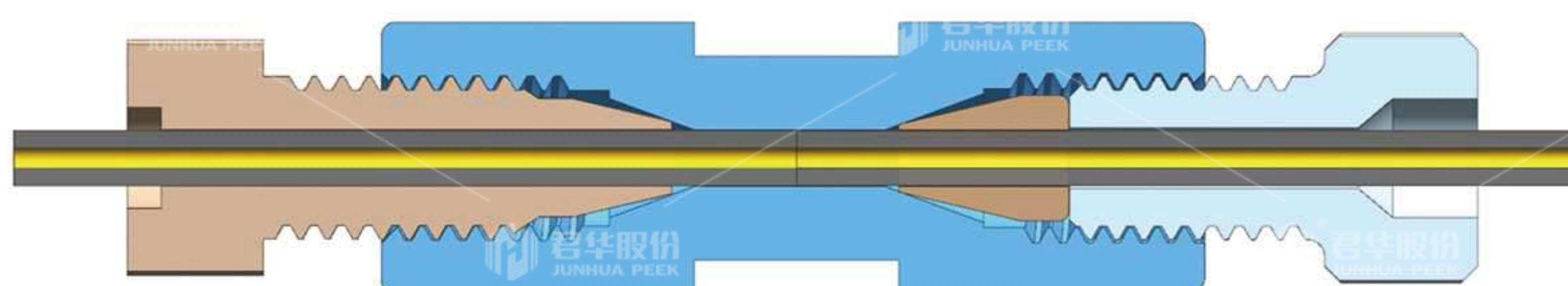
- > It can be used together with JUNHUA split PEEK fitting, one-piece fitting, flanging connector, barb connector, and so on.
- > Any connection between hard pipe and hose, hard pipe and hard pipe, hose and hose of different specifications diameter can be realized freely.
- > There are two types for option: normal volume and zero dead volume. When placing an order, you can note which one is required. It will be a normal volume type if there is no note.
- > The inner hole adopts dry ice deburring process to ensure no burr and blockage of the pipeline.
- > Corrosion resistance, high purity, high strength, low dissolution, made by injection molding or CNC machining.



PEEK union produced  
by general manufacture

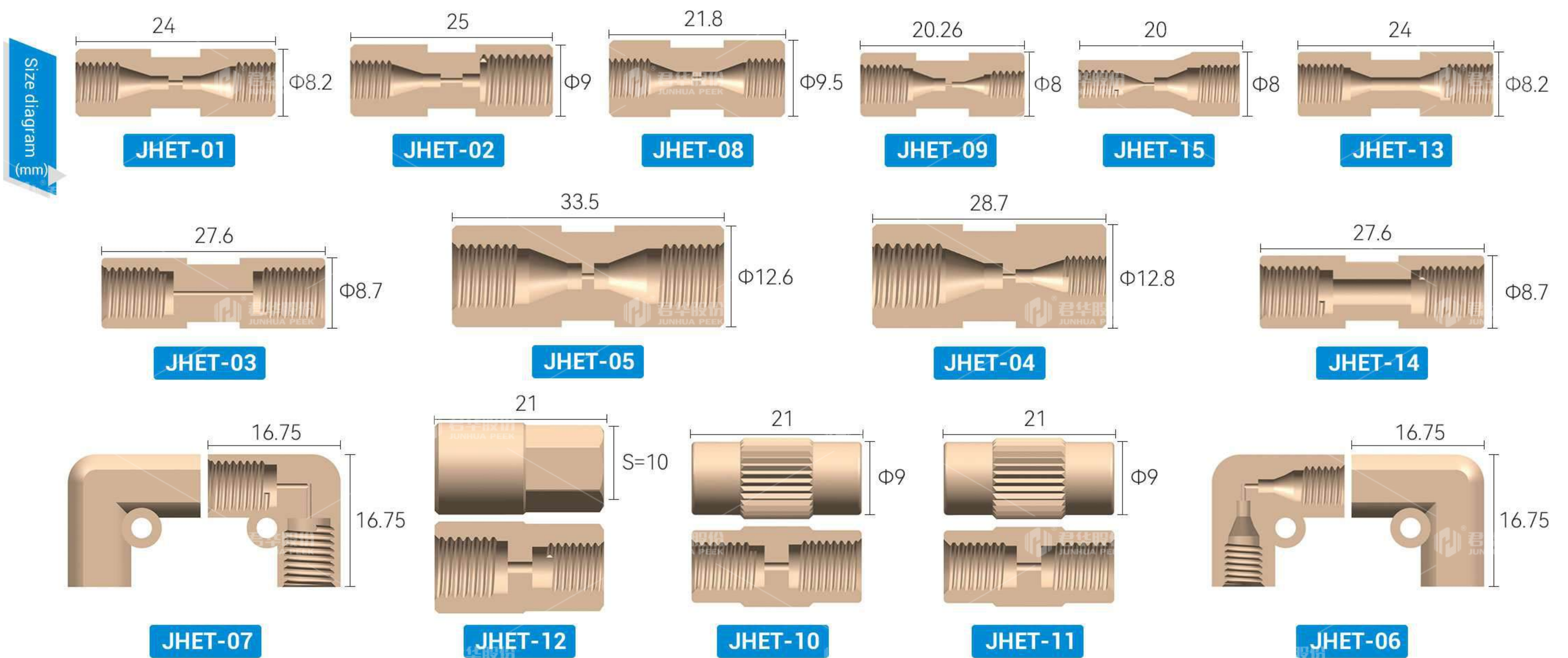


Dead volume PEEK union produced  
by Junhua PEEK



Zero dead volume produced  
by Junhua PEEK






### ▼ PEEK Union List

NO.	Inner thread	Matched connectors	Through-hole size	Material/color	Forming method	Remark
JHET - 01	10 - 32 Sloping bottom 10 - 32 Sloping bottom	One-piece PEEK fitting Split PEEK fitting Barb connector	0.3 / 0.5 / 0.8 / 1.0	PEEK / Natural	Injection molding	Through-hole 0.5
JHET - 02	10 - 32 Sloping bottom 1/4 - 28 Flat bottom	One-piece PEEK fitting Split PEEK fitting Flanging connector Barb connector	0.3 / 0.5 / 0.8 / 1.0	PEEK / Natural	Injection molding	Through-hole 0.8
JHET - 03	1/4 - 28 Flat bottom 1/4 - 28 Flat bottom	One-piece PEEK fitting Split PEEK fitting Flanging connector Barb connector	0.5 / 0.8 / 1.0 / 1.5	PEEK / Natural/Black	Injection molding	Through-hole 1.0
JHET - 04	10 - 32 Sloping bottom 5/16 - 24 Sloping bottom	One-piece PEEK fitting Split PEEK fitting Barb connector	0.6	PEEK / Natural	Injection molding	/
JHET - 05	5/16 - 25 Sloping bottom 5/16 - 24 Sloping bottom	One-piece PEEK fitting Split PEEK fitting	0.8	PEEK / Natural	CNC machining	/
JHET - 06	10 - 32 Sloping bottom 10 - 32 Sloping bottom	One-piece PEEK fitting Split PEEK fitting Barb connector	0.6	PEEK / Natural	Injection molding	Right-angle union
JHET - 07	1/4 - 28 Flat bottom 1/4 - 28 Flat bottom	One-piece PEEK fitting Split PEEK fitting Flanging connector Barb connector	0.6	PEEK / Natural	Injection molding	Right-angle union
JHET - 08	10 - 32 Sloping bottom 10 - 32 Sloping bottom	One-piece PEEK fitting Split PEEK fitting Barb connector	0.5	PEEK / Natural	CNC machining	/
JHET - 09	10 - 32 Sloping bottom 6 - 32 Sloping bottom	One-piece PEEK fitting Split PEEK fitting Barb connector	0.6	PEEK / Natural	CNC machining	m=1.0 Knurling
JHET - 10	1/4 - 28 Flat bottom M6 Flat bottom	One-piece PEEK fitting Split PEEK fitting Flanging connector Barb connector	1.0	PEEK / Natural	CNC machining	m=1.0 Knurling
JHET - 11	M6 Flat bottom M6 Flat bottom	One-piece PEEK fitting Split PEEK fitting	1.0	PEEK / Natural	CNC machining	m=1.0 Knurling
JHET - 12	M6 Flat bottom 10 - 32 Sloping bottom	One-piece PEEK fitting Split PEEK fitting	0.8	PEEK / Natural	CNC machining	/
JHET - 13	10 - 32 Sloping bottom 10 - 32 Sloping bottom	One-piece PEEK fitting Split PEEK fitting	1.6	PEEK / Natural	CNC machining	/
JHET - 14	1/4 - 28 Flat bottom 1/4 - 28 Flat bottom	One-piece PEEK fitting Split PEEK fitting	3.2	PEEK / Natural	Injection molding	/
JHET - 15	6 - 32 Sloping bottom 10 - 32 Sloping bottom	One-piece PEEK fitting Split PEEK fitting	0.4	PEEK / Natural	CNC machining	m=0.8



## PEEK Tee Connector / Cross Connector

- > It can be used together with JUNHUA split PEEK fitting, one-piece fitting, flanging connector, barb connector, and so on.  
Any connection between hard pipe and hose, hard pipe and hard pipe, hose and hose of different specifications diameter can be realized freely.
- > Made of PEEK with high purity, good corrosion resistance, high-pressure resistance, and biocompatibility.
- > The inner hole adopts dry ice deburring process to ensure no burr and blockage of a pipeline.
- > These connectors are made with a special process to minimize dead volume.

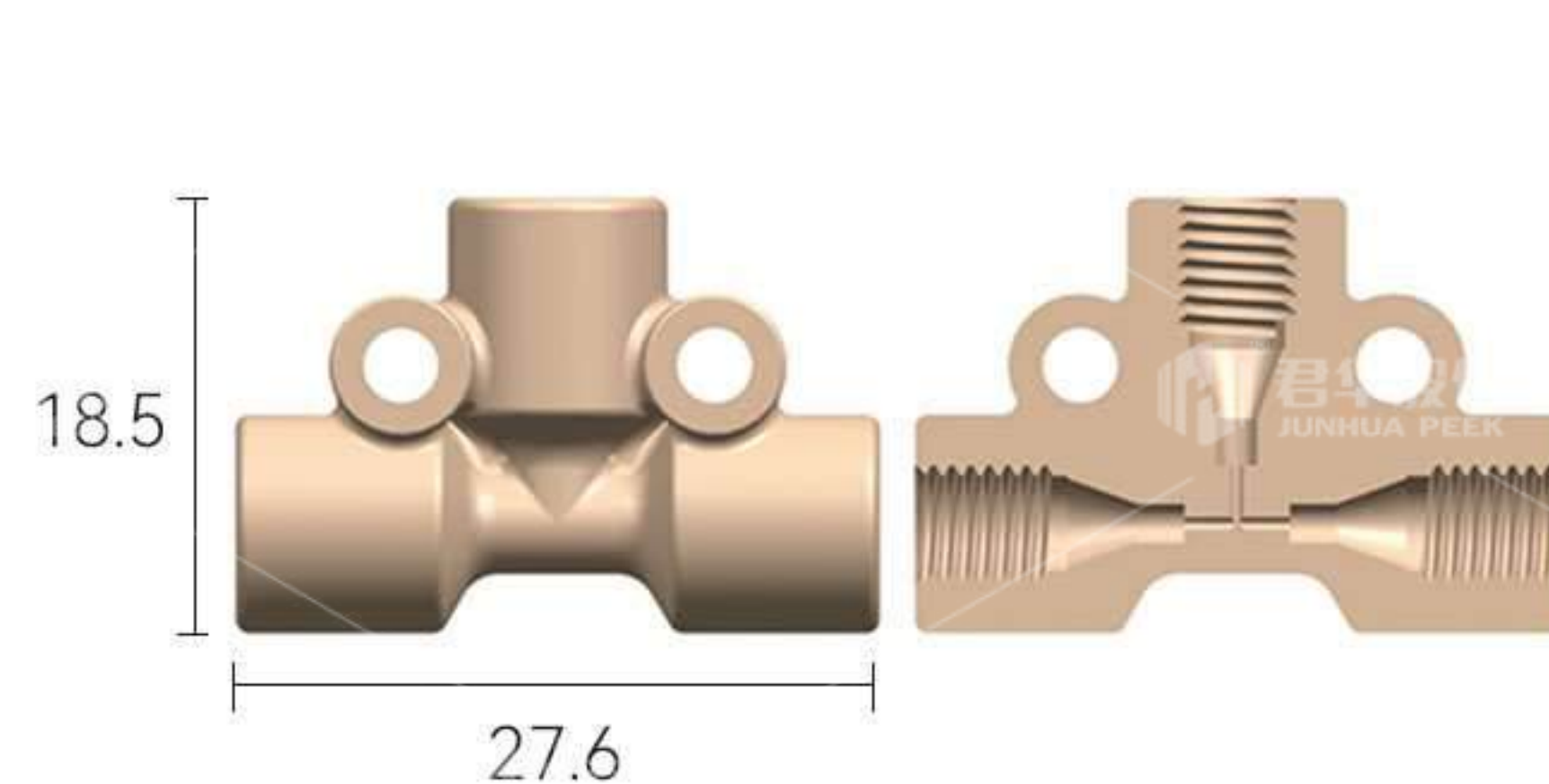


### PEEK Tee Connector/Cross Connector Product List

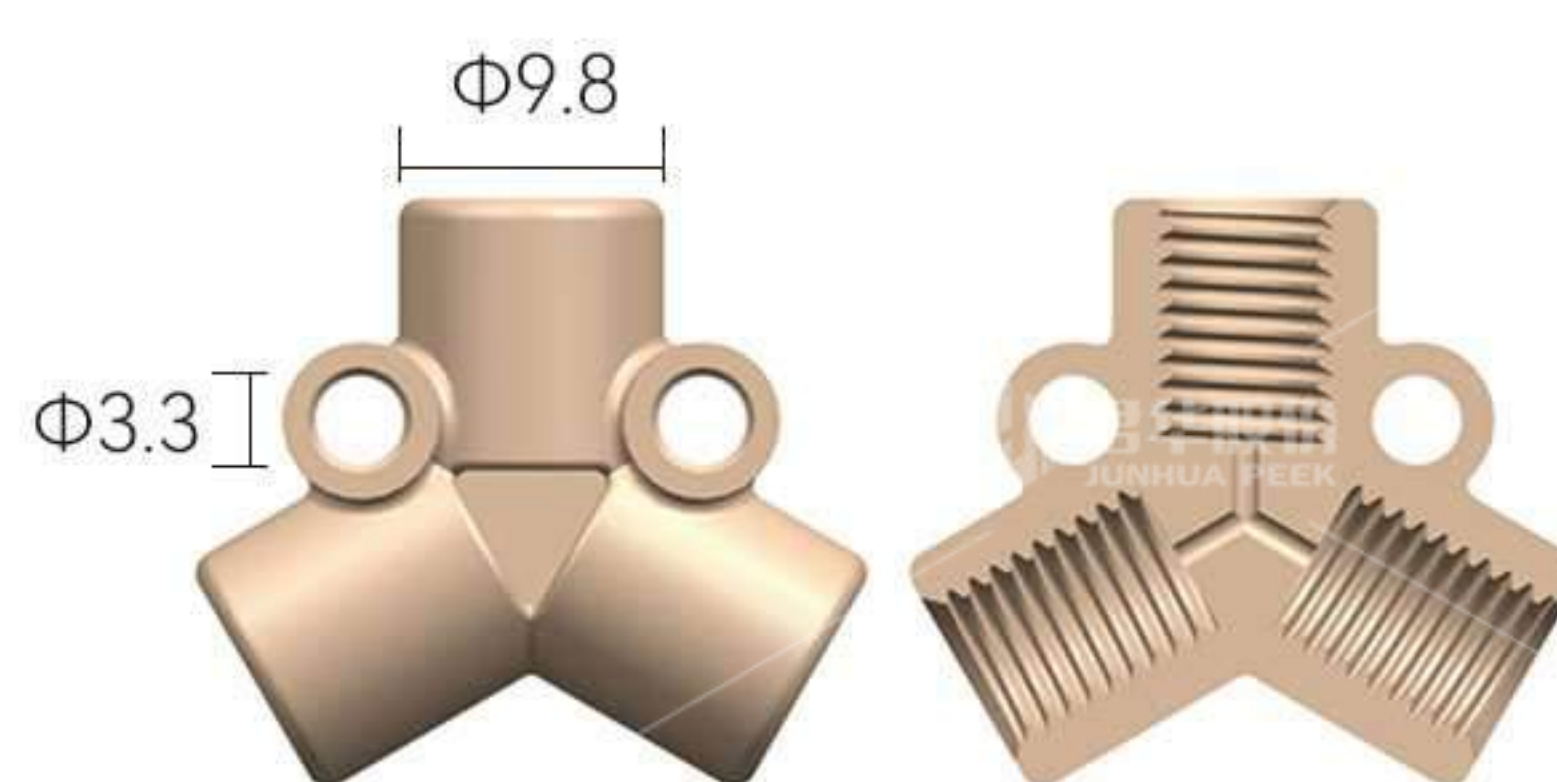
No.	Inside thread / Port	Through-hole size	Pressure resistance value	Material/color	Forming method	Installation hole
JHST - 01	1/4 - 28 Flat bottom / 3	0.8	8 MPa	PEEK / Natural	Injection molding	M3
JHST - 02	10 - 32 Sloping bottom / 3	0.5	30 MPa	PEEK / Natural	Injection molding	M3
JHST - 03	10 - 32 Sloping bottom / 3	0.5 + 0.5 + 0.8	35 MPa	PEEK / Natural	CNC machining	M4
JHST - 04	1/4 - 28 Flat bottom / 3	1.5	10 MPa	PEEK / Natural	CNC machining	M3
JHST - 05	10 - 32 Sloping bottom / 4	0.5	30 MPa	PEEK / Natural	Injection molding	/
JHST - 06	10 - 32 Sloping bottom / 3	0.8	32 MPa	PEEK / Natural	Injection molding	M3
JHST - 07	1/4 - 28 Flat bottom / 3	1.0	8 MPa	PEEK / Natural	Injection molding	M3
JHST - 08	10 - 32 Sloping bottom / 3	0.5	35 MPa	PEEK / Natural	CNC machining	/
JHST - 09	1/4 - 28 Flat bottom / 4	1.5	10 MPa	PEEK / Natural	CNC machining	M3
JHST - 10	1/4 - 28 Flat bottom / 3	1.0	10 MPa	PEEK / Natural	CNC machining	M3



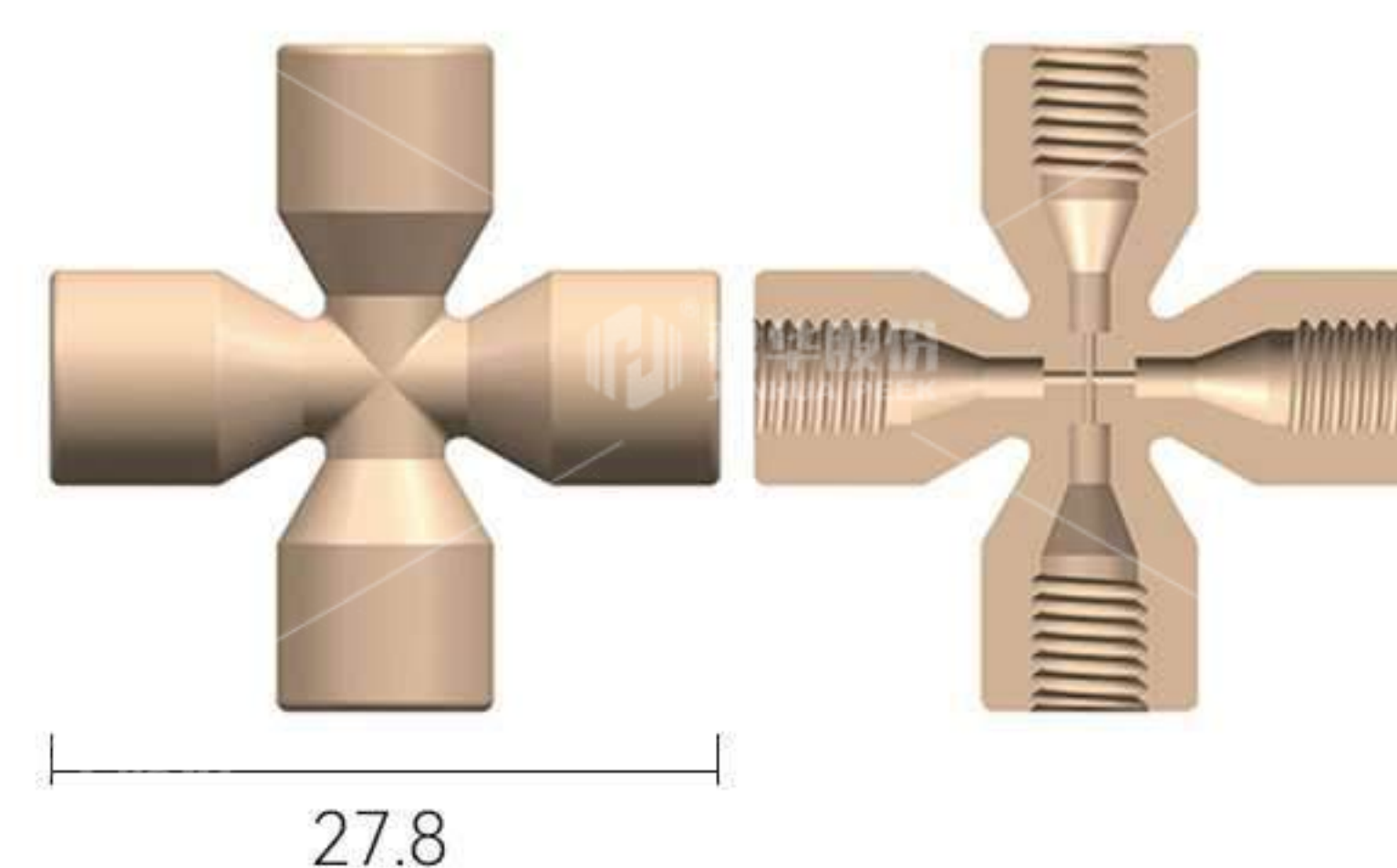
Size diagram  
(mm)




JHST-02




JHST-07



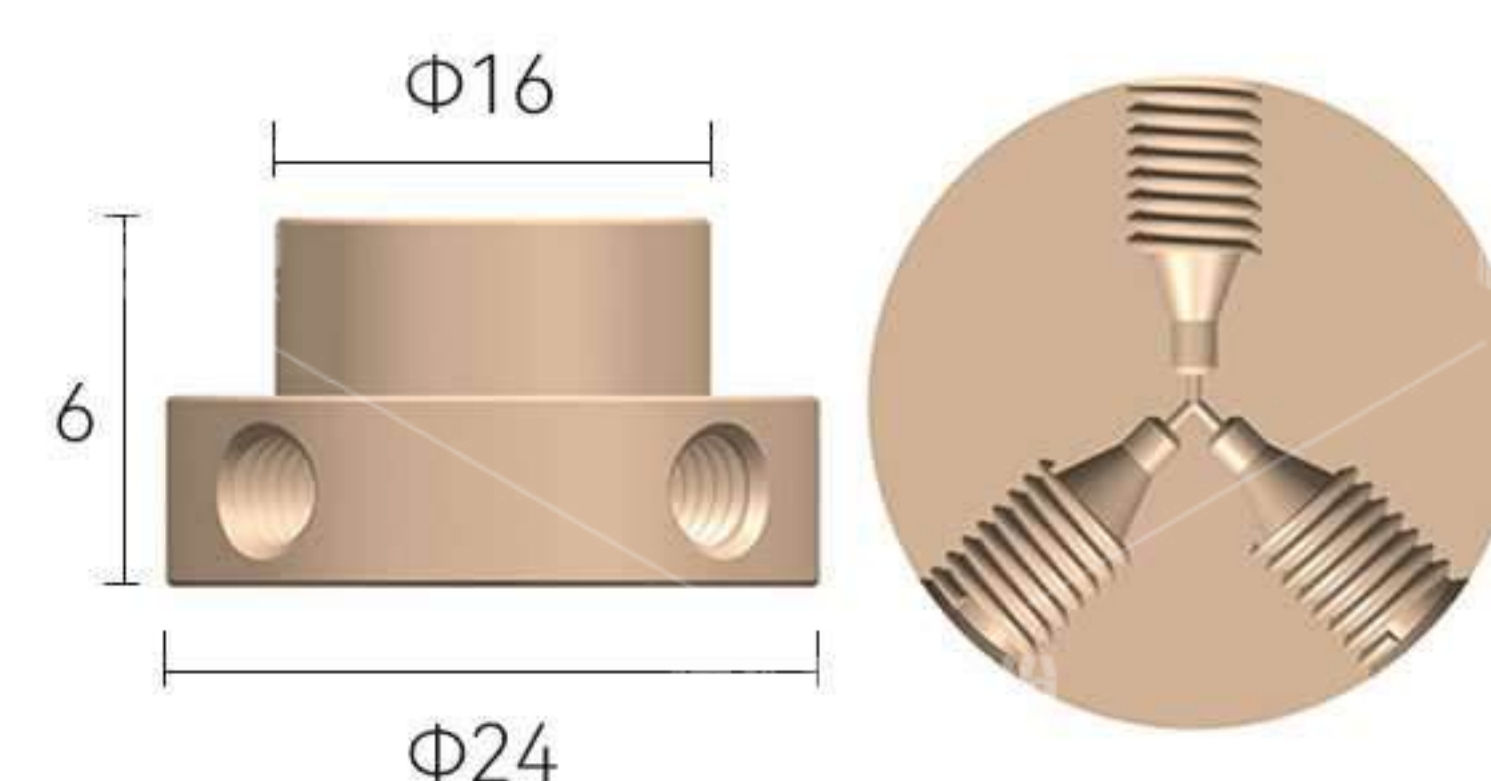
JHST-05



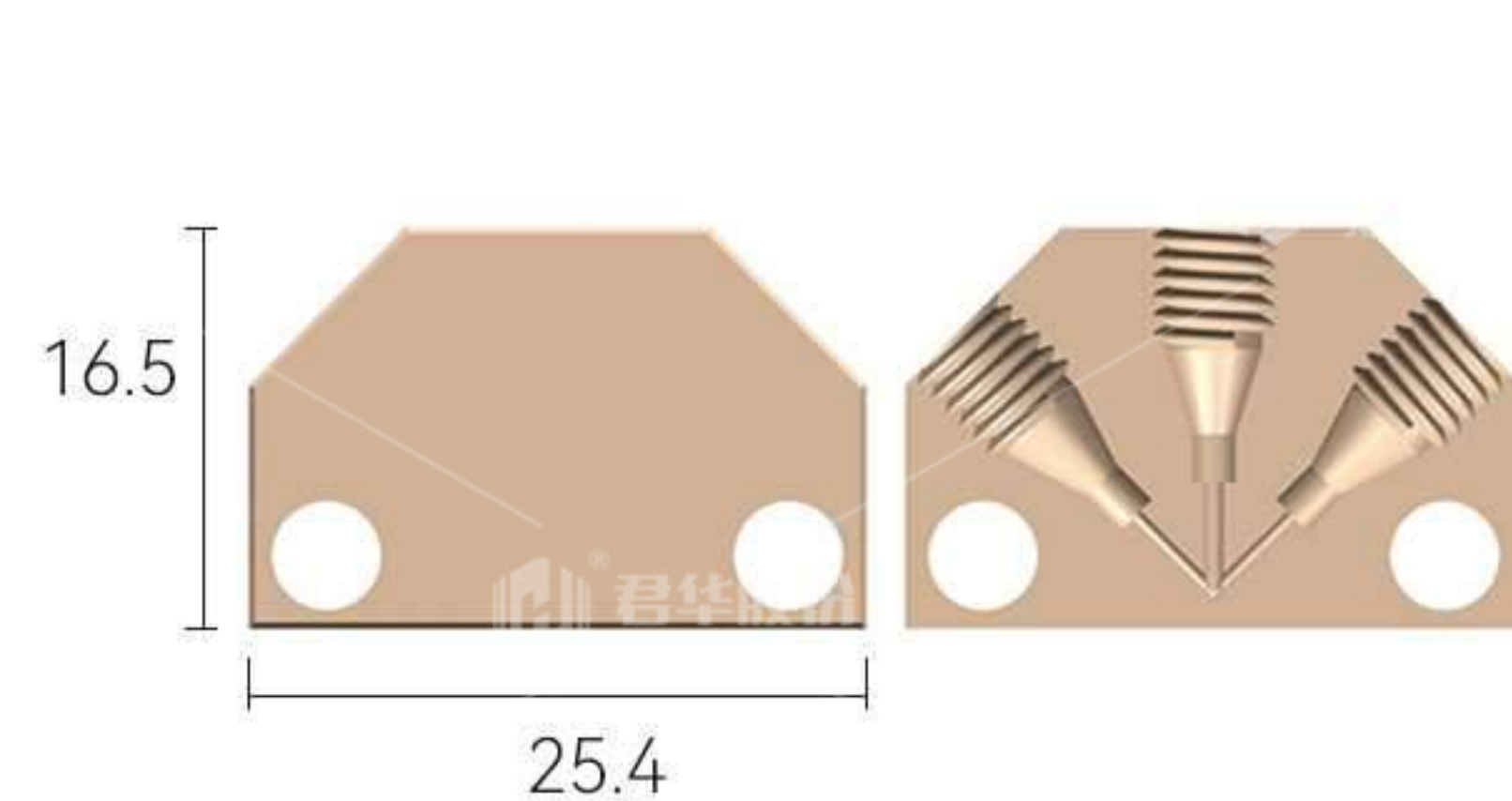
JHST-01




JHST-06




JHST-08



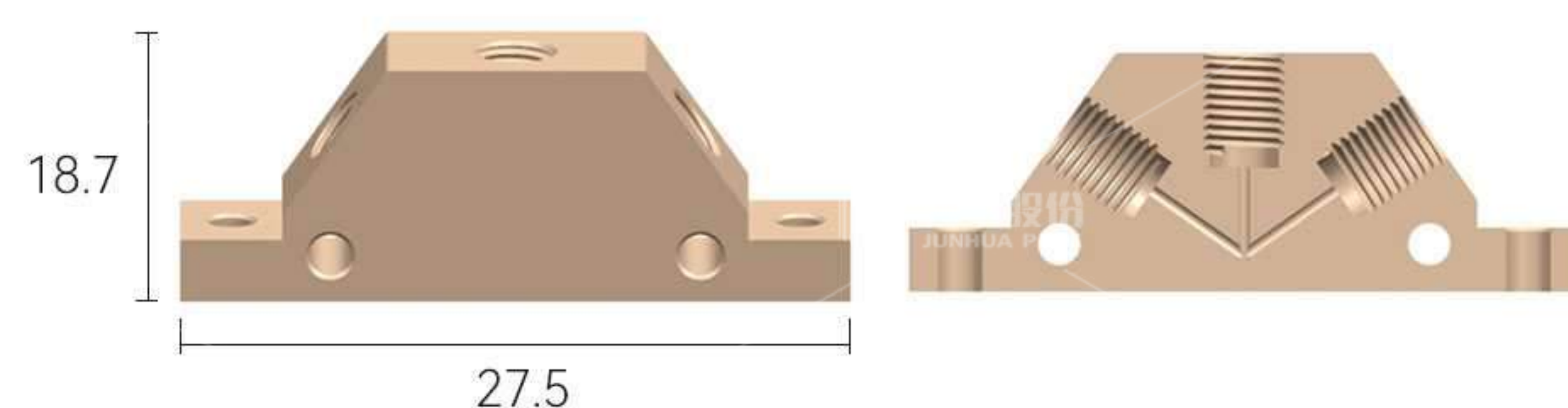
JHST-03



JHST-09



JHST-04



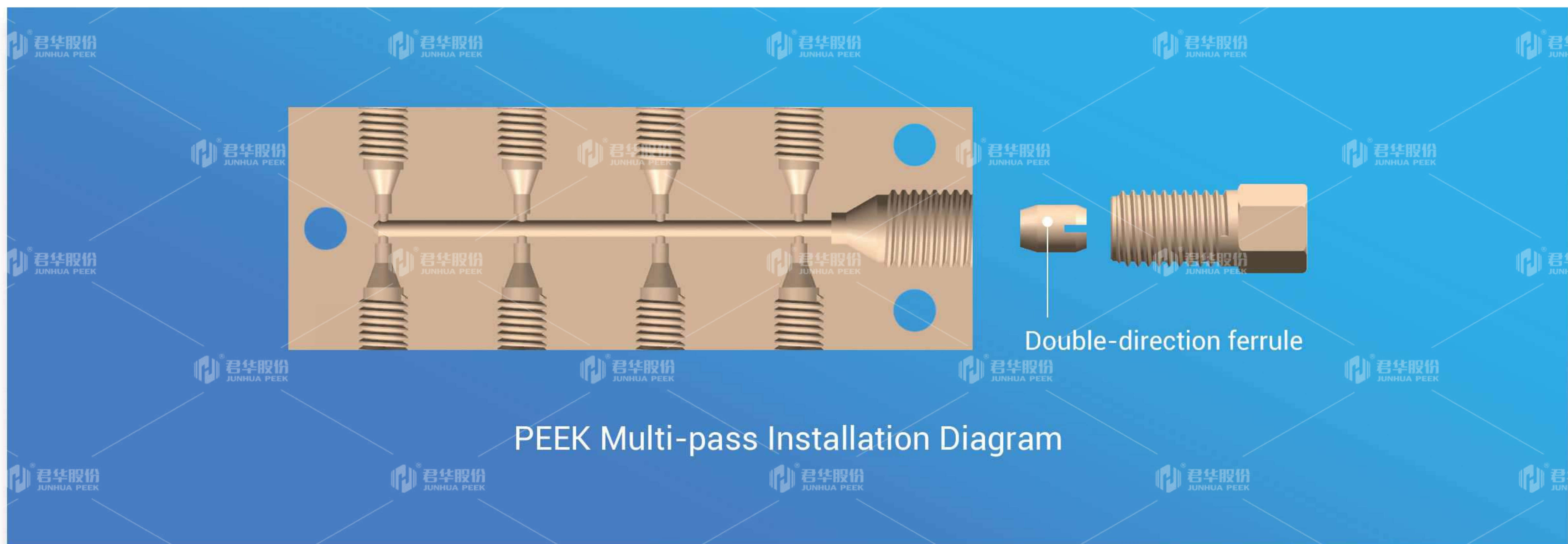
JHST-10





## PEEK Multi-Pass

- > It can be customized according to customer requirements of various specifications of multi-pass. Such as 7, 8, 10, 12, 20, and so on.
- > Can be connected with Junhua PEEK fittings to realize the combination of multiple liquid paths into one liquid path, or one liquid path evenly divided into multiple liquid paths.
- > Made of PEEK with high purity, good corrosion resistance, high-pressure resistance, and biocompatibility.
- > The inner hole adopts dry ice deburring process to ensure no burr and blockage of a pipeline.
- > The dead volume made by special technology is very small.



PEEK Five-way



PEEK Six-way



PEEK Seven-way



PEEK Eight-way



PEEK Nine-way



PEEK Ten-way



PEEK Twelve-way




PEEK Twenty-way



## ■ PEEK Pump

> PEEK has been widely used in liquid chromatography instruments for analysis and testing, and has successfully solved many technical problems. PEEK pump heads, PEEK chromatography columns and plugs, PEEK valve covers, PEEK venting valves, PEEK quantification rings, PEEK rotor sealing pads, PEEK filter sheets and other high-performance plastic parts made of PEEK and its modified composite materials can replace traditional materials such as copper alloys, stainless steel, and common engineering plastics. These PEEK parts can meet the strict technical requirements of high temperature resistance, corrosion resistance, self-lubrication, high strength, high precision, and dimensional stability in analytical testing instruments, reduce the cost of use, and improve the precision of equipment testing.



## ■ PEEK Vent Valve and Handwheel






## PEEK Column

- > Various sizes of PEEK columns (without internal filling) we make.
- > PEEK column is more resistant to corrosion than the stainless steel one. When the sample is sensitive to metal ions especially, PEEK is the ideal material. For instance, PEEK column is used on the ion chromatography instrument, protein analysis instrument.
- > The surface roughness of our PEEK column can be around 0.2, which greatly reduces the resistance and residue when the sample flows.



### ▼ PEEK Column Product List

No.	Outer Diameter(mm)	Inner diameter(mm)	Length(mm)	Material/color
1	10.3 / 9.5	4.6	250 / 30 / 50 / 100 / 150	PEEK / Natural
2	10.3 / 9.5	4.0	250 / 50 / 100 / 150	PEEK / Natural
3	10.3 / 9.5	2.0	250 / 50 / 100 / 150	PEEK / Natural
4	18	9.0	80	PEEK / Natural
5	18	9.0	150	PEEK / Natural
6	18	10.0	150	PEEK / Natural
7	18	10.0	250	PEEK / Natural
8	45	30.0	300	PEEK / Natural






PEEK Filter

- > The Filter is divided into two types, one of the internal filter is made of sintered stainless steel or titanium alloy; The other internal filter is made of ultra-high molecular polyethylene. The outer rings of both are made of corrosion-resistant PEEK.
- > High filtration precision, good purification effect, uniform and stable pores, can effectively remove suspended matter and particles.
- > Filter accuracy can be customized from 0.5-50 microns.
- > Suitable for mounting in online filter or protection column, also installing directly in the column inside the column, filtering sample impurities particles, and playing a role in protecting the column.
- > Customized outer diameter and thickness are available.



PEEK Filter Product List

No.	Filter precision	Filter OD(mm)	Ring OD(mm)	Filter thickness(mm)	Filter material	Ring material
JHLP-6448-02PE	2μm	4.8	6.4	1.6	UPE	PEEK
JHLP-6448-05PE	5μm	4.8	6.4	1.6	UPE	PEEK
JHLP-6448-10PE	10μm	4.8	6.4	1.6	UPE	PEEK
JHLP-6448-30PE	30μm	4.8	6.4	1.6	UPE	PEEK
JHLP-7558-05PE	5μm	5.8	7.5	1.6	UPE	PEEK
JHLP-6448-005SS	0.5μm	4.8	6.4	1.6	316L	PEEK
JHLP-6448-02SS	2μm	4.8	6.4	1.6	316L	PEEK
JHLP-6448-05SS	5μm	4.8	6.4	1.6	316L	PEEK
JHLP-6448-10SS	10μm	4.8	6.4	1.6	316L	PEEK
JHLP-6432-005SS	0.5	3.2	6.4	1.6	316L	PEEK
JHLP-6432-02SS	2	3.2	6.4	1.6	316L	PEEK





### ■ PEEK Microwave Digestion Outer Tank

- > Made of PEEK+ glass fiber modified polymer material, it can penetrate and absorb microwave.
- > The compressive strength is up to 6000psi and temperature resistance up to 300°C.
- > One more microwave digestion, produced by PEEK+ Continuous Carbon Fiber composite, the pressure resistance is up to 10000psi. It ensures that the user is safe and reliable in extreme conditions.



#### ▼ PEEK Microwave Digestion Outer Tank List


No.	Outer Diameter(mm)	Inner diameter(mm)	Length(mm)
JHXJG-01	35±0.1	26.6	175
JHXJG-02	33.15	28.5	185
JHXJG-03	41	31	135.5
JHXJG-04	41	33.3	195
JHXJG-05	41	33.2	192
JHXJG-06	60.6	43	100
JHXJG-07	53.7	43	100
JHXJG-08	37	28.1	173
JHXJG-09	37	28	183
JHXJG-10	38.6	26.6	166
JHXJG-11	38	26.7	166
JHXJG-12	40	33.2	145
JHXJG-13	40.6	33.2	145





### Ultra-high Pressure Digestion Tank Outside Tank

- > Made of PEEK fiber reinforced composite material, the outside can also be coated with PTFE or PFA.
- > With the characteristic of not break when explode, not crack when blast, has a great improvement in pressure resistance, corrosion resistance and other aspects of the comprehensive performance, compare to traditional PEEK material outer tank.
- > Pressure resistance up to 100MPa( about 14500psi), temperature resistance up to 300°C,ensure the safety of operator. And it has high wave permeability,fast heating speed.



#### ▼ Ultra-high Pressure Digestion Tank Outside Tank List

No.	Outer Diameter(mm)	Inner diameter(mm)	Length(mm)
JHXJG-01F	35±0.1	26.6	175
JHXJG-02F	33.15	28.5	185
JHXJG-03F	41	31	135.5
JHXJG-04F	41	33.3	195
JHXJG-05F	41	33.2	192
JHXJG-06F	60.6	43	100
JHXJG-07F	53.7	43	100
JHXJG-08F	37	28.1	173
JHXJG-09F	37	28	183
JHXJG-10F	38.6	26.6	166
JHXJG-11F	38	26.7	166
JHXJG-12F	40	33.2	145
JHXJG-13F	40.6	33.2	145




PEEK Fiber Reinforced Composite Material





## Online Filter/Pre-Column Filter

- > Biocompatible pre-column filter, which is made of ultra-high molecular weight polyethylene( UHMWPE) or sintered stainless steel, other parts is made of corrosion-resistant PEEK material.
- > Filter precision is available for 2μm, 5μm, and 10μm.
- > Two ends with internal threads 10-32 slopping bottom for 1/16 " tubing connection.




### On-Line Filter/Pre-Column Filter List

No.	Applicable pipeline (outer diameter)(mm)	External Thread	Inner Thread	Pressure Resistance	Filter Material	Shell Material	Filter Fineness (μm)
JHGLQ-164	1/16"(1.6mm)	7/16-20	Two 10-32	38 MPa	316L or UPE	PEEK	0.5/2/5/10/20/30/50
JHGLQ-163	1/16"(1.6mm)	M11*1.5	Two 10-32	38 MPa	316L or UPE	PEEK	
JHGLQ-162Z	1/16"(1.6mm)	10-32 UNF	10-32 UNF	35 MPa	316L or UPE	PEEK	
JHGLQ-165H	1/16"(1.6mm)	10-32 UNF	10-32 UNF	35 MPa	316L or UPE	PEEK	
JHGLQ-161G	1/16"(1.6mm)	10-32 UNF	1/4-28 UNF	70 MPa	316L	PEEK	

## PEEK Ruby Check Valve/Valve Core

- > Our non-metallic one-way valve is made of PEEK material with a ruby ball and a sapphire valve seat, all of which are corrosion-resistant and wear-resistant materials. It ensures excellent chemical resistance and can be used for corrosive liquids or biological samples. The opening pressure is 1Psi, and the pressure resistance can reach 130MPa. It is suitable for preventing liquid backflow in high-pressure flow paths and protecting sensitive equipment. The interface thread specifications can be customized. Please note that installation has directional requirements, please consult customer service for details.




### Springless ruby check valve schedule

Name	Code	Thread Specification on Both Ends	Through Hole Size	Maximum Pressure Resistance	Opening Pressure
1/4-28 Inlet Check Valve	JHF-418BR	External Thread 1/4-28 to Internal Thread 1/4-28 Adapter	1.5	60MPa	1Psi
1/4-28 Outlet Check Valve	JHF-418BC	External Thread 1/4-28 to Internal Thread 1/4-28 Adapter	1.5	60MPa	1Psi
5/16-24 Inlet Check Valve	JHF-516BR	External Thread 5/16-24 to Internal Thread 1/4-28 Adapter	2.0	60MPa	1Psi
5/16-24 Outlet Check Valve	JHF-516BC	External Thread 5/16-24 to Internal Thread 1/4-28 Adapter	2.0	60MPa	1Psi
Two-Way Check Valve	JHF-214BE	Internal Thread 1/4-28 to Internal Thread 1/4-28 Adapter	2.0	60MPa	1Psi
Check Valve Core	JHF-6811D	/	1.2	130MPa	1Psi



### Diaphragm Check Valve

> Our diaphragm check valve is made of high-purity PEEK and perfluoroether materials, which are corrosion-resistant and have an opening pressure of only 2psi. Multiple interface options are available, suitable for preventing liquid backflow in low-pressure flow paths. The pressure resistance is between 3-13MPa. Suitable for biological analysis.



JHF-1032MR



JHF-1032MC



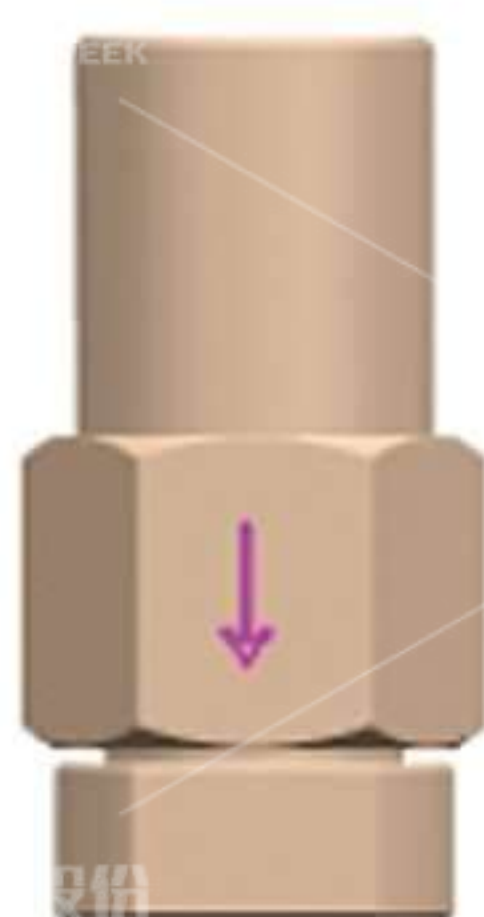
JHF-1428MR



JHF-1428MC



JHF-1428ME



JHF-1032ME

#### ▼ Diaphragm Check Valve

Name	Code	Thread Specification on Both Ends	Through Hole Size	Maximum Pressure Resistance	Opening Pressure
10-32 Diaphragm Inlet Check Valve	JHF-1032MR	External Thread 10-32 to Internal Thread 1/4-28 Adapter	0.8 or 0.5	6MPa/13MPa	2Psi
10-32 Diaphragm Outlet Check Valve	JHF-1032MC	External Thread 10-32 to Internal Thread 1/4-28 Adapter	0.8 or 0.5	6MPa/13MPa	2Psi
1/4-28 Diaphragm Inlet Check Valve	JHF-1428MR	External Thread 1/4-28 to Internal Thread 1/4-28 Adapter	1.5 or 0.5	3MPa/13MPa	2Psi
1/4-28 Diaphragm Outlet Check Valve	JHF-1428MC	External Thread 1/4-28 to Internal Thread 1/4-28 Adapter	1.5 or 0.5	3MPa/13MPa	2Psi
1/4-28 Diaphragm Two-Way Check Valve	JHF-1428ME	Internal Thread 1/4-28 to Internal Thread 1/4-28 Adapter	1.5 or 0.5	3MPa/13MPa	2Psi
10-32 Diaphragm Two-Way Check Valve	JHF-1032ME	Internal Thread 10-32 to Internal Thread 10-32 Adapter	1.5 or 0.5	3MPa/13MPa	2Psi

### With Spring High Pressure Check Valve

> The external part of our check valve is made of corrosion-resistant PEEK material, while the internal part features imported ruby ball and sapphire seat, and the spring is made of gold-plated stainless steel to ensure excellent corrosion resistance. It can be installed in any direction without requirements for orientation. The opening pressure is 15Psi, and the maximum pressure resistance is 60MPa. Multiple interface options are available. It is suitable for preventing liquid



JHF-1032TBR



JHF-1032TBC



JHF-1428TBR



JHF-1428TBC



JHF-1428TBE

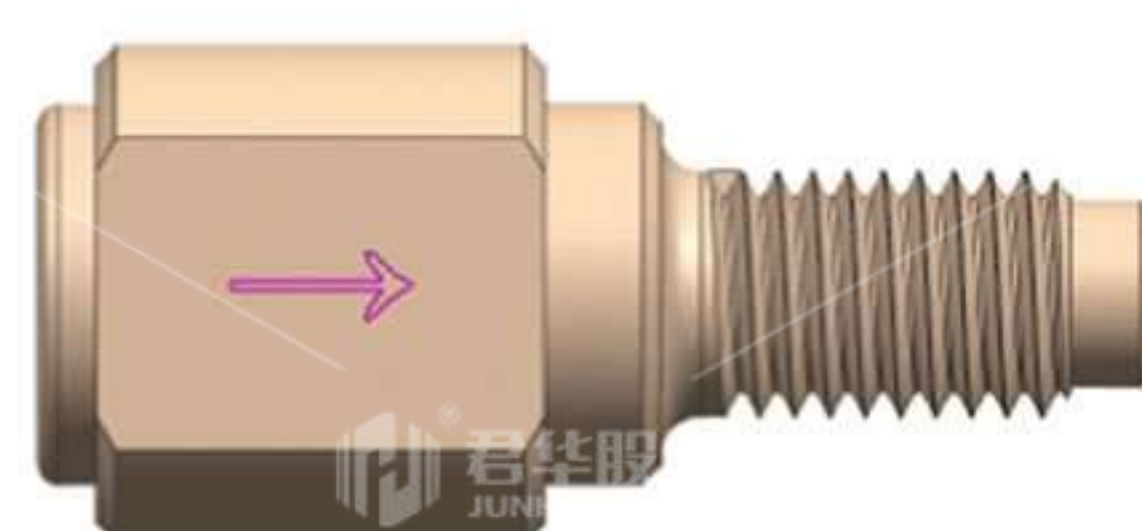
#### ▼ With Spring High Pressure Check Valve

Name	Code	Thread Specification on Both Ends	Through Hole Size	Maximum Pressure Resistance	Opening Pressure
10-32 check valve with spring-loaded inlet	JHF-1032TBR	External Thread 10-32 to Internal Thread 1/4-28 Adapter	0.8 or 0.5	60MPa	15Psi
10-32 check valve with spring-loaded outlet	JHF-1032TBC	External Thread 10-32 to Internal Thread 1/4-28 Adapter	0.8 or 0.5	60MPa	15Psi
1/4-28 check valve with spring-loaded inlet	JHF-1428TBR	External Thread 1/4-28 to Internal Thread 1/4-28 Adapter	1.5 or 0.5	60MPa	15Psi
1/4-28 check valve with spring-loaded outlet	JHF-1428TBC	External Thread 1/4-28 to Internal Thread 1/4-28 Adapter	1.5 or 0.5	60MPa	15Psi
1/4-28 two-way valve with spring	JHF-1428TBE	Internal Thread 1/4-28 to Internal Thread 1/4-28 Adapter	1.5 or 0.5	60MPa	15Psi

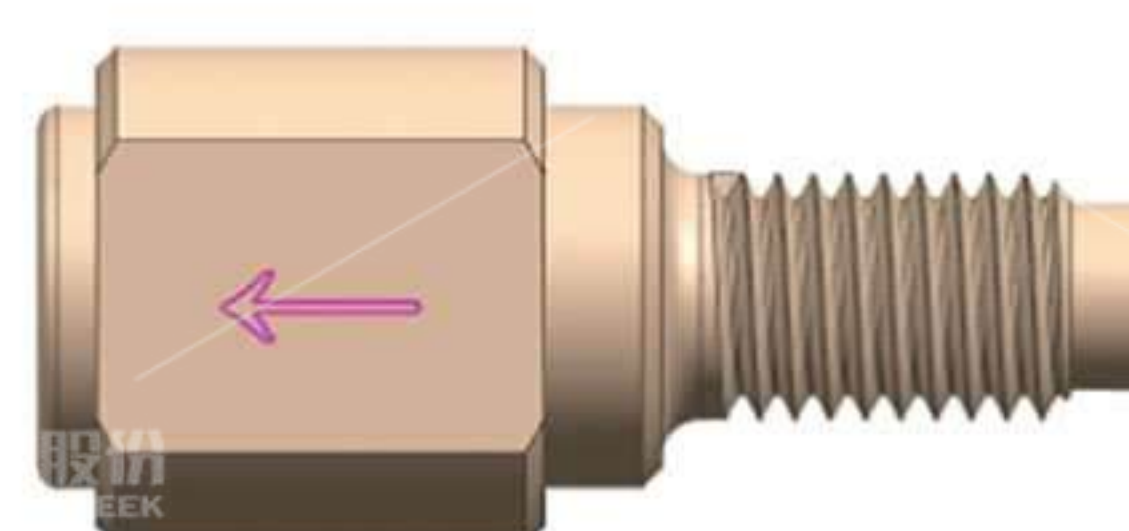


## O-Ring Check Valve

> The O-ring check valve is made with a corrosion-resistant PEEK or PCTFE outer shell, and a full fluorine ether O-ring and gold-plated stainless steel spring inside. It has an opening pressure of 15 psi and a maximum pressure of 20 MPa. Both the inner and outer threads are 1/4-28UNF.



JHF-1428XR



JHF-1428XC

### ▼ O-Ring Check Valve

Name	Code	Thread Specification on Both Ends	Through Hole Size	Maximum Pressure Resistance	Opening Pressure
O-ring check valve with inlet	JHF-1428XR	External Thread 1/4-28 to Internal Thread 1/4-28 Adapter	1.5 or 0.5	20MPa	15Psi
O-ring check valve with outlet	JHF-1428XC	External Thread 1/4-28 to Internal Thread 1/4-28 Adapter	1.5 or 0.5	20MPa	15Psi

## Duckbill Check Valve

> The shell is made of high-purity PEEK. The valve core material is made of corrosion-resistant FKM or FFKM. The opening pressure is about 1psi.



JHF-418YR



JHF-418YC

### ▼ Duckbill Check Valve

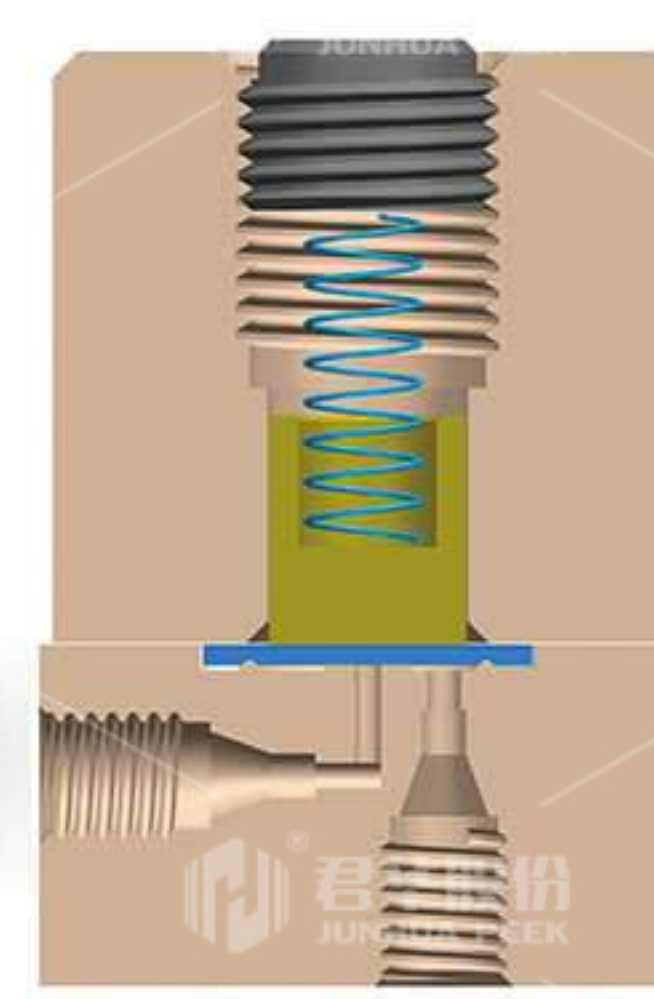
Name	Code	Thread Specification on Both Ends	Through Hole Size	Maximum Pressure Resistance	Opening Pressure
Duckbill type inlet check valve	JHF-418YR	External Thread 1/4-28 to Internal Thread 1/4-28 Adapter	0.8	3MPa	1Psi
Duckbill type outlet check valve	JHF-418YC	External Thread 1/4-28 to Internal Thread 1/4-28 Adapter	0.8	3MPa	1Psi

## Adjustable Back Pressure Valve

> Some instruments and equipment sometimes need to increase the back pressure in the liquid path to make the system more stable. Our adjustable back pressure valves are made of corrosion-resistant PEEK and perfluorinated diaphragm where they come into contact with the liquid. Adjustable back pressure ranges from 0 to 3MPa.



It can be connected to 1/16 tubing, 10-32 thread cones, and has an adjustable back pressure range of 0-3MPa.  
Y-type connection



It can be connected to 1/16 tubing, 10-32 thread cones, and has an adjustable back pressure range of 0-3MPa.  
L-type connection



### PEEK Defoamer

> The shell is made of high purity PEEK, and the inner diaphragm is made of PTFE breathable film, which is corrosion resistant. It is suitable for use at a flow rate of 3ml / min. The degassing effect is good.

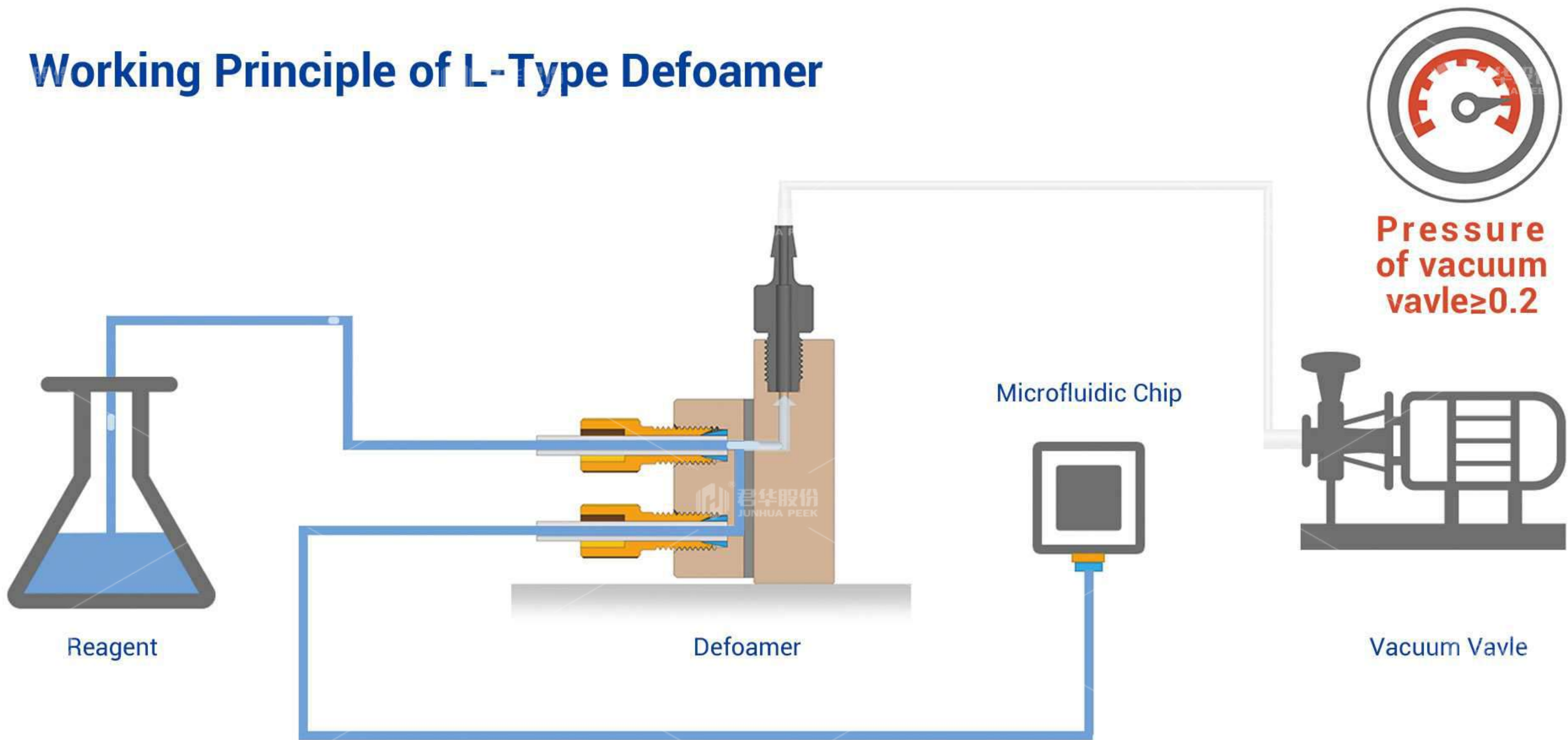


### Microfluidic Defoamer

Name	Applicable pipeline (outer diameter)	Shell Material	Membrane Material	Inner Thread	Volume	Suitable Maximum Flow	Mounting Hole	Recommended Vacuum Pump
Microfluidic Defoamer	1.6mm- 3.2mm	PEEK	PTFE	1/4-28 UNF	25μL/100μL	3mL/min	M3 Screw	Above 0.2bar

Note: Hose fittings can be selected according to customer requirements

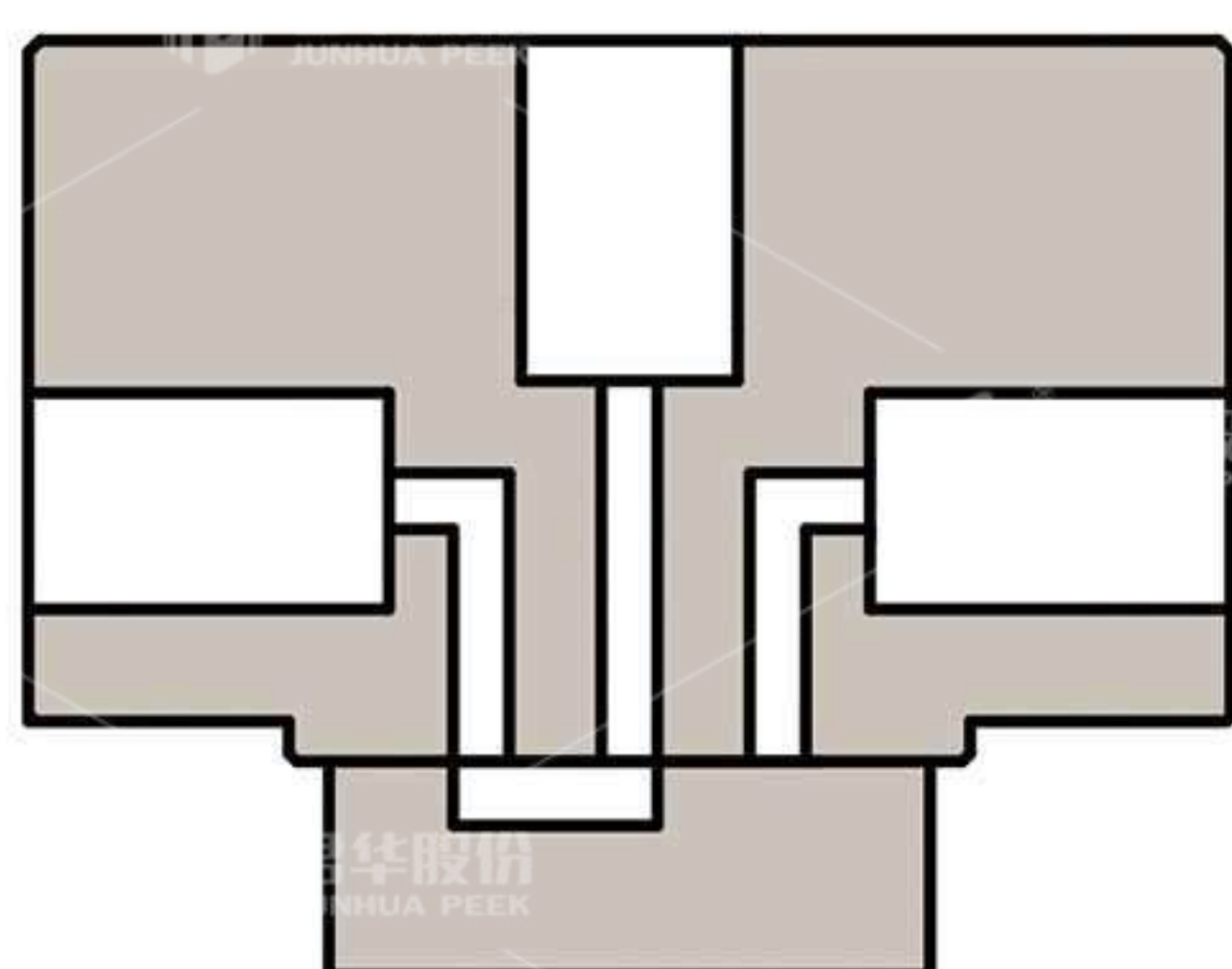
### Working Principle of L-Type Defoamer



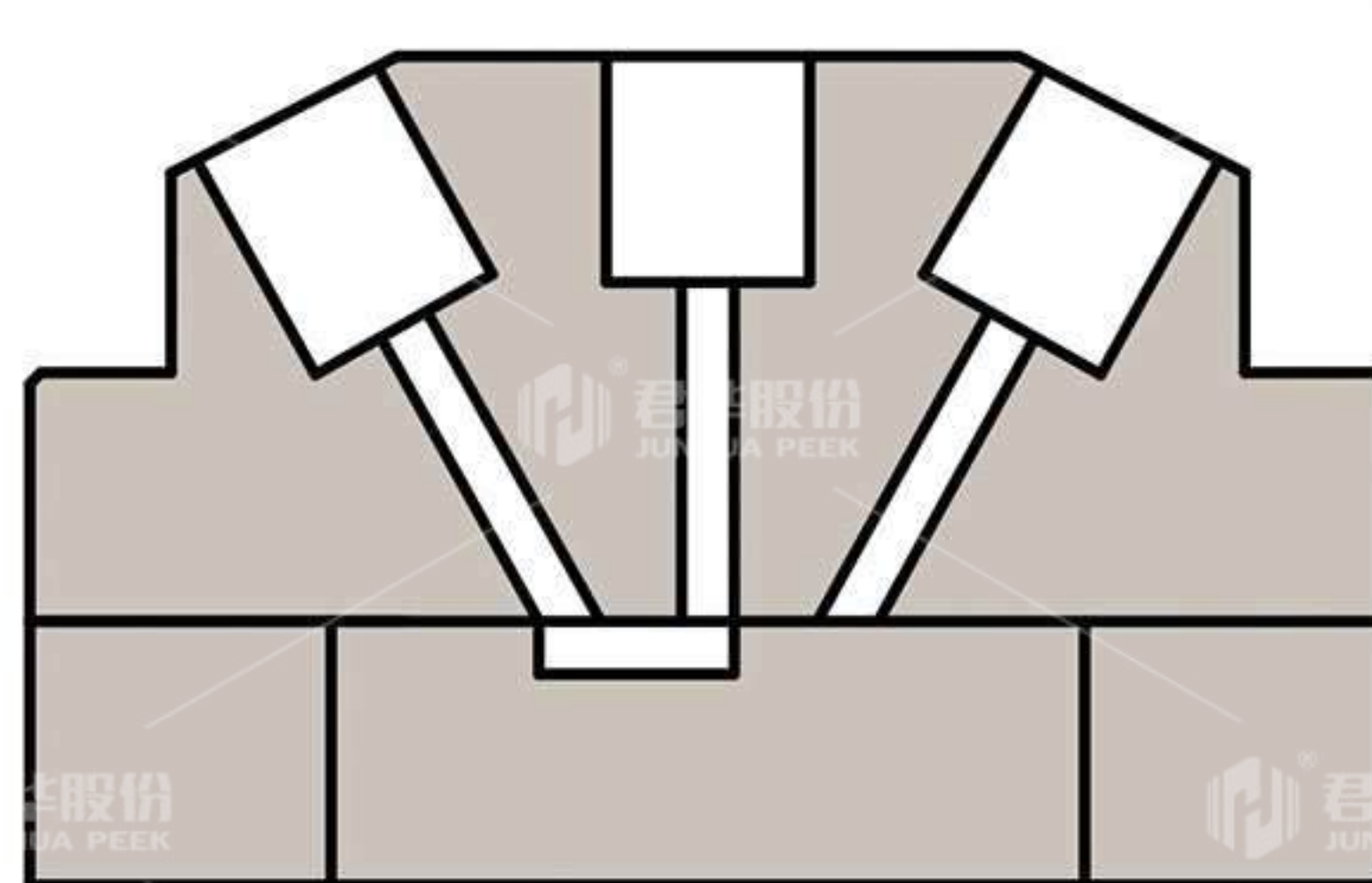


## Manual High Pressure Rotary Switch Valves/Sample Inlet Valve/ Column Valve

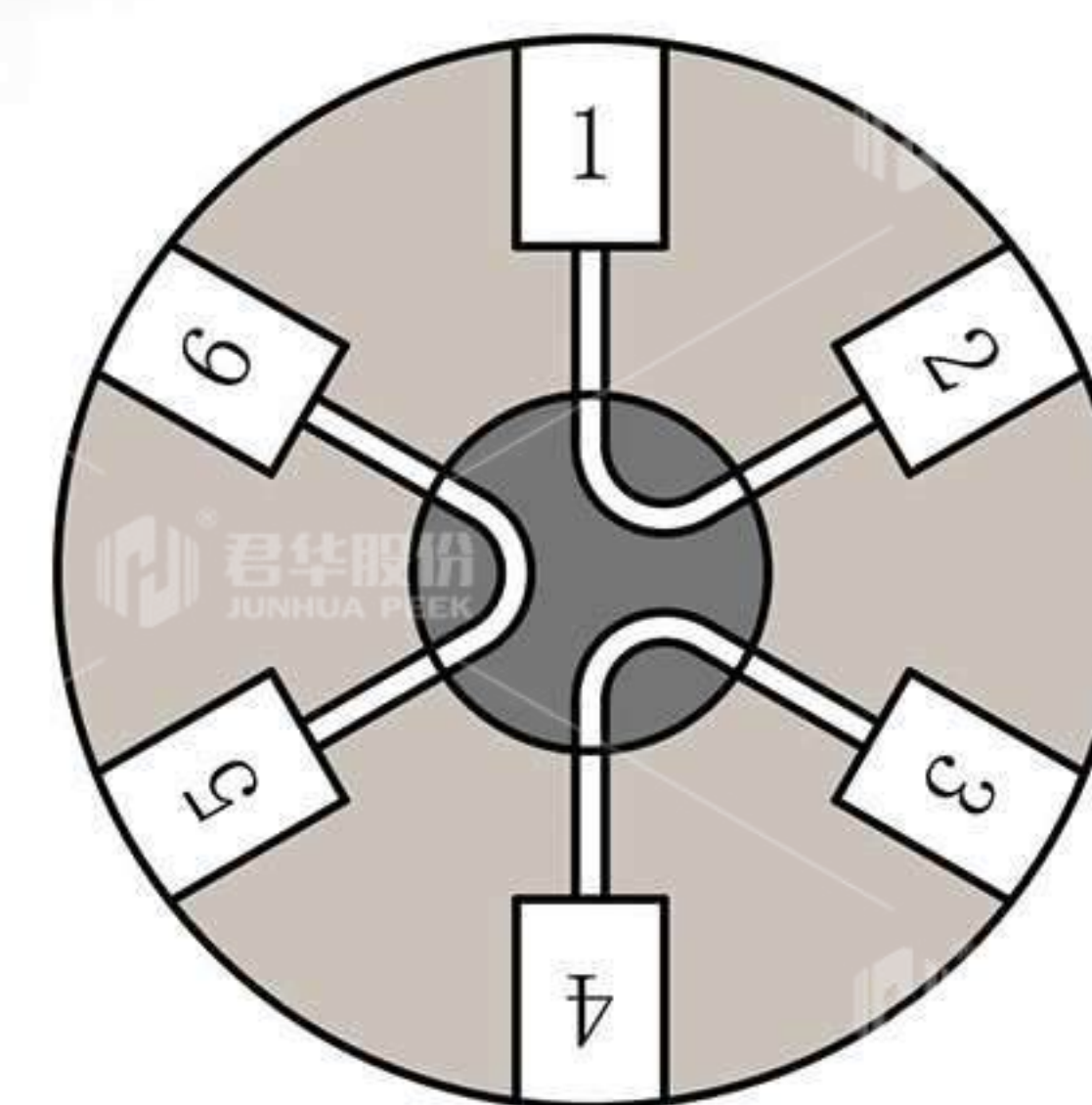
- > Valve head and Valve cone are made of corrosive resistance and super wear resistance PEEK composite material, it is with long usage life, high pressure resistance and little dead volume.
- > Through hole diameter/connector thread, connect qty can be tailored.
- > Pressure resistance up to 80 MPa, pressure resistance can customized according to customers' requirement.
- > Widely used in environmental testing, medical, pharmaceutical. Chromatography analysis and other fields.



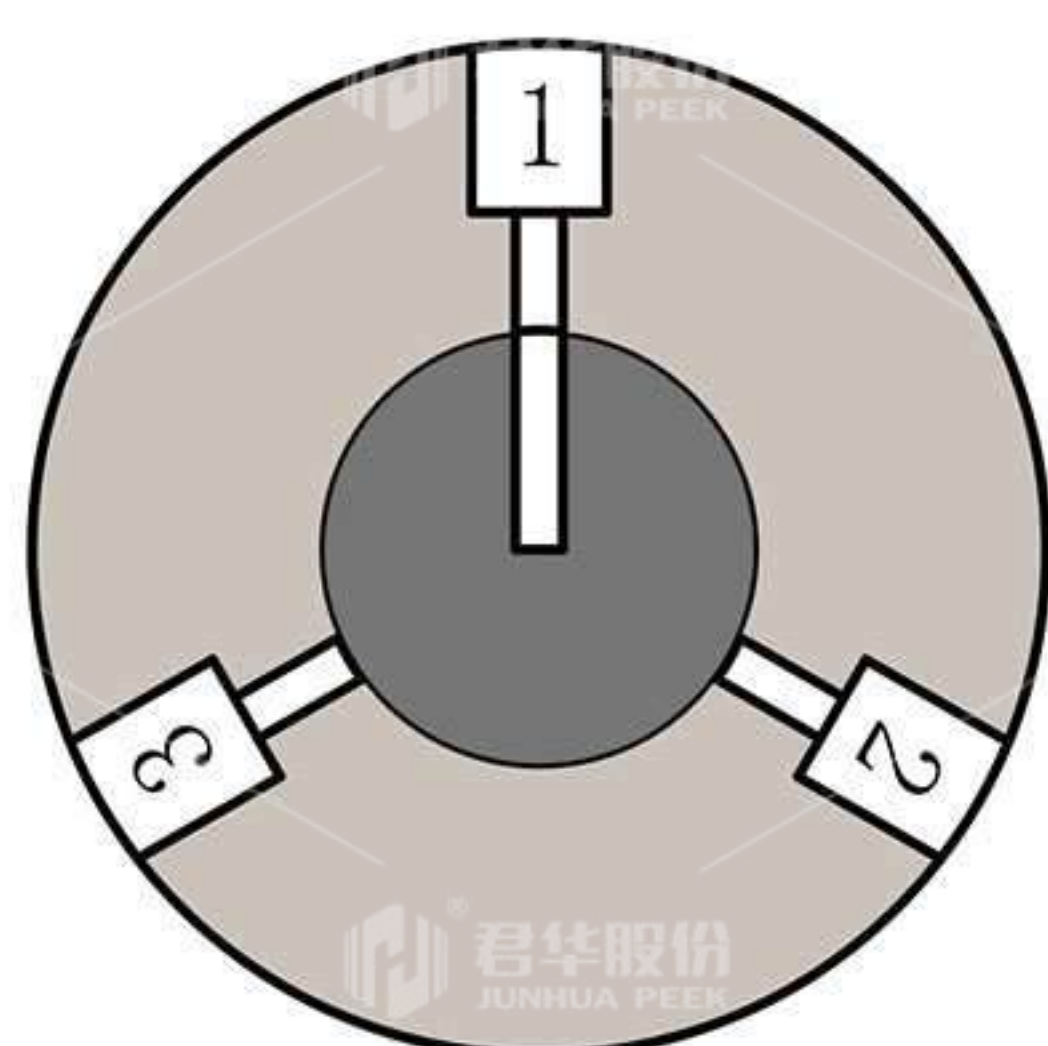
Cutaway view of switch valve



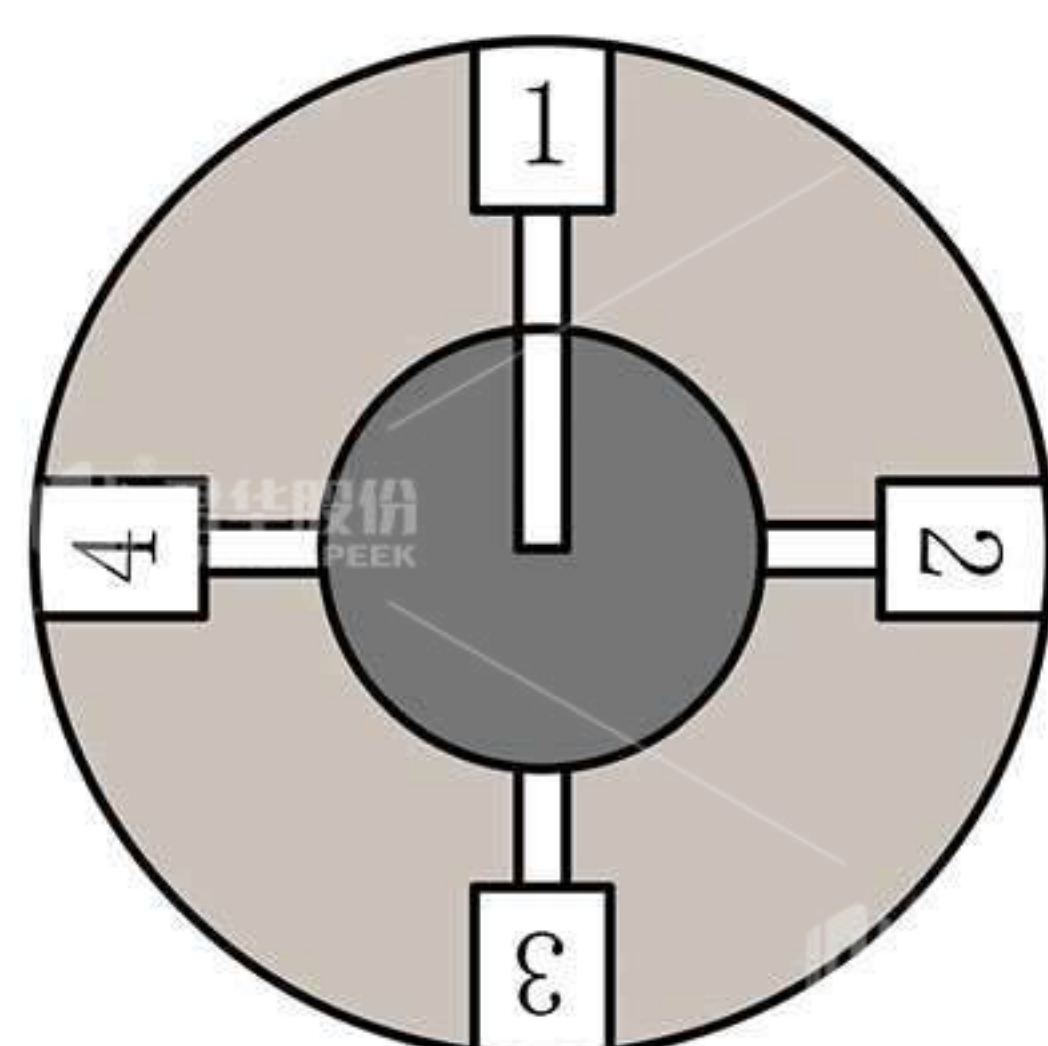
Cutaway view of sample inlet valve



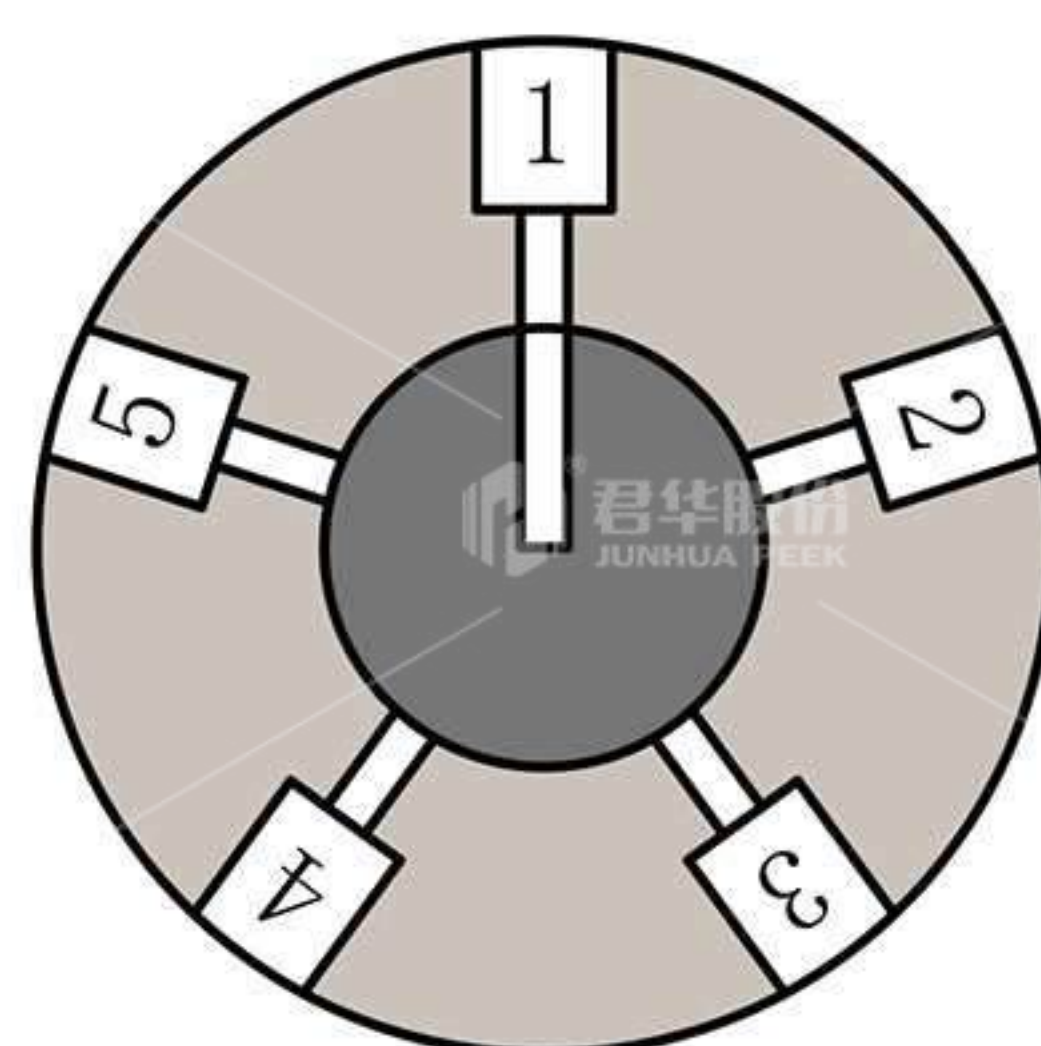
1 and 2, 3 and 4, 5 and 6  
After switching : 6 and 1, 2 and 3, 4 and 5



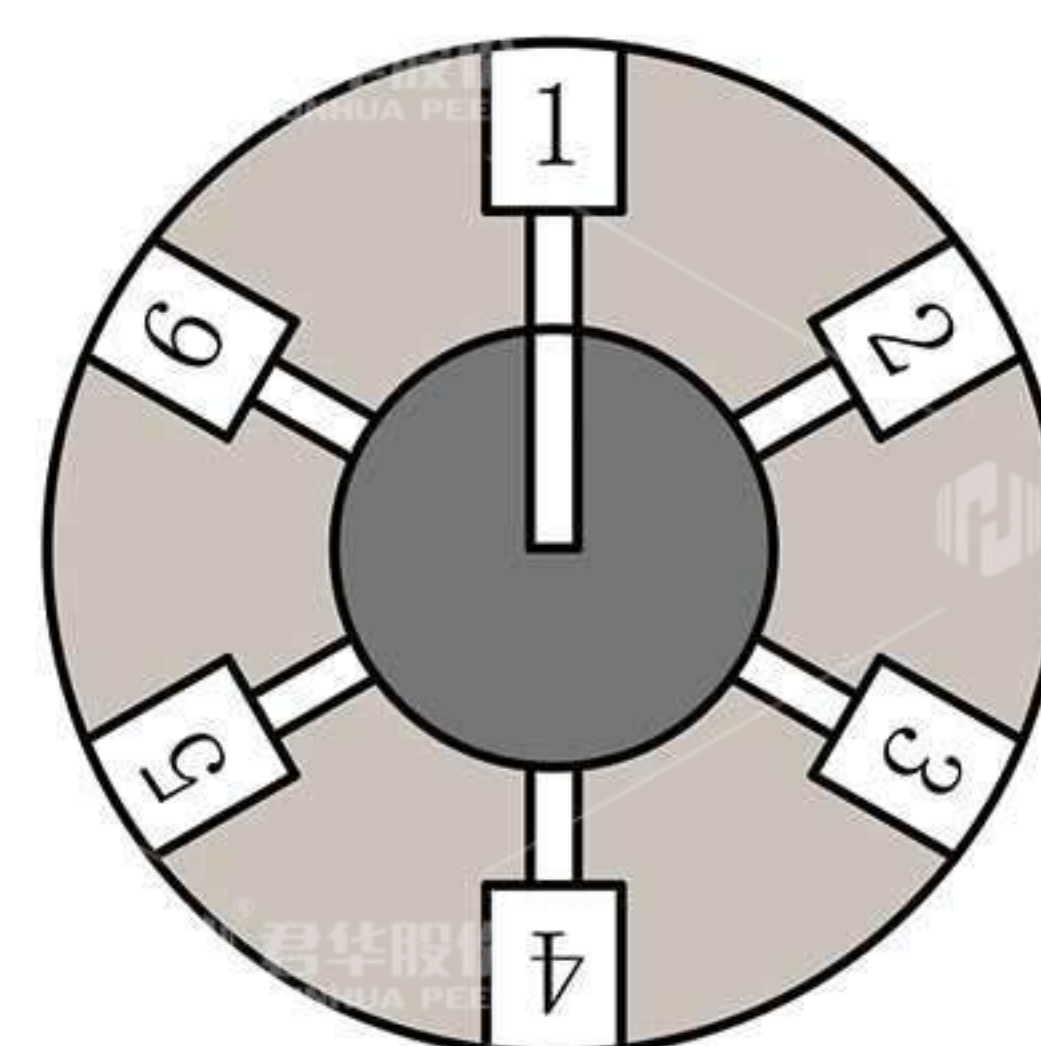
1 in and 3 out



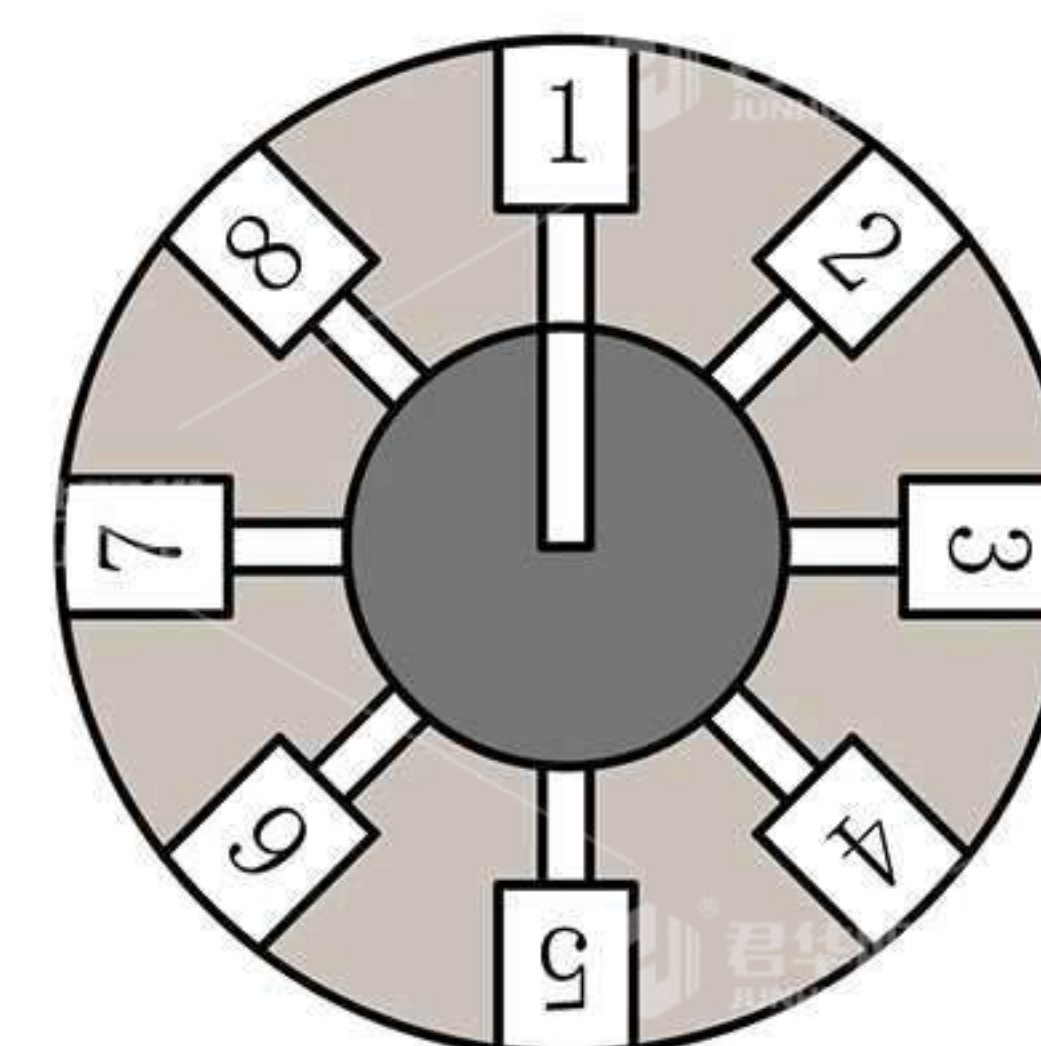
1 in and 4 out



1 in and 5 out



1 in and 6 out




1 in and 8 out



## ■ PEEK Shut-Off Valve

- > The exterior is made of inert PEEK material, and the internal contact liquid part is made of PTFE and PCTFE to ensure the acid and alkali resistance of the product.
- > The pressure resistance is about 10Mpa, and the internal thread specifications at both ends are : 1 / 4-28UNF ( flat bottom ), which is suitable for connecting pipelines between 1.6-3.2mm.



a to b  
a off b

a to c  
b to c


a to b  
c to d or  
a to c  
b to d

a to b  
c to d  
e to f




## ■ PEEK Pressure Sensor / PH Sensor Connector

> PEEK is used widely in pressure sensors (pressure transmitters), due to its excellent corrosion resistance, wear resistance, high-temperature resistance, high strength, and stability and sealing performance under high temperature and pressure.



## ■ PEEK Rotor Gasket

> The Rotor gasket machined from PEEK composites material has good wear resistance and corrosion resistance. The surface roughness can reach Ra0.1 and the flatness is about 0.002, which guarantees good sealing and wear performance.



## ■ Rotor Frame

> It is made of high polymer PC or PP material.  
> It has high impact resistance, strong mechanical properties, and resistance to a variety of organic solvents and acid-base corrosion.





## ■ PEEK Wireless Real-time Temperature Sensor Housing

> The wireless real-time pressure/temperature recorder has a wide temperature range from 0°C to 140°C. It is used in steam, dry heat, cleaning machines, and other sterilizers with pressure up to 5bar. The shell is made of PEEK. This material can meet the strict technical requirements of high-temperature resistance, corrosion resistance, self-lubrication, high strength, high precision, and size stability of parts in analysis and testing instruments, which can reduce the use cost and help the accuracy of equipment testing, and improve the real-time verification to a new height.



## ■ PEEK Injection Valve / Switching Valve / Valve Head





## ■ PEEK Loop

> All of our PEEK loops are made of PEEK. This material is chemically inert to almost all organic solvents and is biocompatible and resistant to high pressures. Therefore, it has many advantages in replacing stainless steel loops.



### ▼ PEEK Loop List

No.	Specification	OD	ID(mm)
JHDLH-05	5μL	1/16" (1.6mm)	0.13
JHDLH-10	10μL	1/16" (1.6mm)	0.25
JHDLH-20	20μL	1/16" (1.6mm)	0.25
JHDLH-50	50μL	1/16" (1.6mm)	0.5
JHDLH-100	100μL	1/16" (1.6mm)	0.5
JHDLH-200	200μL	1/16" (1.6mm)	0.75
JHDLH-500	500μL	1/16" (1.6mm)	0.75
JHDLH-1.0	1.0 m L	1/16" (1.6mm)	0.75
JHDLH-5.0	5.0 m L	1/8" (3.2mm)	1.6
JHDLH-10.0	10 m L	1/8" (3.2mm)	1.6

## ■ PEEK Suppressor Liner

> The suppressor is the core component of ion chromatography, and membrane structure and column structure are mainly two types on the market. The membrane structure is generally composed of a PEEK plastic part, a resin filler, and a resin film. The suppressor liner and the upper and lower covers are typically made of corrosion-resistant PEEK material.





■ PEEK Sampling Cannula / PEEK Syringe /  
Nitrogen Blowing Needle/Fluoroplastic Carbon Fiber Needle

> PEEK needle is widely used in the automatic sampler, nitrogen blowing concentrator, dissolution tester, purge, and capture concentrator, and other instruments instead of stainless steel needle, due to its advantages of chemical inertness, biocompatibility, less dissolution, and high strength.

▼ PEEK Needles Product List


No.	Outer Diameter(mm)	Inner diameter(mm)	Length(mm)	Material/color
1	3.2	0.5	customized	PEEK / Natural
2	3.2	0.8	customized	PEEK / Natural
3	3.2	1	customized	PEEK / Natural
4	3.2	1.2	customized	PEEK / Natural
5	3.2	1.6	customized	PEEK / Natural
6	2.5	0.8	customized	PEEK / Natural
7	1.6	0.25	customized	PEEK / Natural
8	1.6	0.5	customized	PEEK / Natural
9	1.6	0.75	customized	PEEK / Natural





## ■ Dissolution Tester Paddle Shaft

> The paddle shaft (paddle method) on the drug dissolution tester, which comes into contact with the liquid in the dissolution cup, is made of high-purity PEEK material, which is corrosion-resistant and has low dissolution. The straightness, circular runout, perpendicularity, and other requirements meet the relevant standards of the Chinese Pharmacopoeia.



## ■ Solvent Filter Head

- > Our bottom filter is made of sintered stainless steel, and the upper connecting part and joint are made of corrosion-resistant PEEK or all stainless steel structures.
- > Filter precision 2μm/5μm/10μm and 20μm are available.
- > Can be connected to silicone tubing, as well as fluorine plastic hard tube.
- > No bubbles, high solvent utilization.



▼ Solvent Filter Head List

No.	Outer Diameter(mm)	Length(mm)	Filter precision	Connected tube/size	The upper part	Fitting material
JHGL - 01	12.7	28.5	2μm / 5μm 10μm / 20μm	OD 1/16" ( 1.6mm ) / Hard tubing	PEEK	PEEK
JHGL - 02	12.7	28.5		OD 1/8" ( 3.2mm ) / Hard tubing	PEEK	PEEK
JHGL - 03	25	58.5		OD 1/8" ( 3.2mm ) / Hard tubing	PEEK	PEEK
JHGL - 04	25	58.5		OD 1/4" ( 6.35mm ) / Hard tubing	PEEK	PEEK
JHGL - 05	25	58.5		OD 3/16" ( 4.76mm ) / Hard tubing	PEEK	PEEK
JHGL - 06	12.7	28.5		ID 1/16" ( 1.6mm ) / Soft tubing	316L	/
JHGL - 07	12.7	28.5		ID 1/8" ( 3.2mm ) / Soft tubing	316L	/
JHGL - 08	25	30		ID 3/16" ( 4.76mm ) / Soft tubing	316L	/
JHGL - 09	9.35	35		OD 1/8" ( 3.2mm ) / Hard tubing	PE+PEEK	PEEK



### ■ Fluoroplastic Capillary

- > Fluoroplastics are alkane polymers in which part or all of the hydrogen is replaced by fluorine. They are polytetrafluoroethylene (PTFE), perfluorinated (ethylene propylene)(FEP) copolymer, polyperfluoroalkoxy (PFA) resin, polytrifluorochloroethylene (PCTFE), ethylene-trifluorochloroethylene copolymer (ECTFE), ethylene-tetrafluoroethylene (ETFE) copolymer, and polyvinylidene fluoride (PVDF) and polyvinyl fluoride (PVF).
- > FEP operating temperature of -196℃-200℃, high compressive strength. Water, oil and corrosion resistance, low friction coefficient, no scaling inside and outside wall thickness, aging resistance and UV resistance.
- > PTFE stable performance, high purity, good corrosion resistance, excellent dielectric properties, high temperature resistance, can work at 250℃ for a long time.
- > PFA high tensile strength, elongation up to 100-300%, excellent radiation source characteristics, can work for a long time at -80-260℃, excellent corrosion resistance, low self-lubricating friction coefficient.




#### ▼ Fluoroplastic Capillary List

FEP			PTFE			PFA			Material/color
NO.	OD	ID(mm)	NO.	OD	ID(mm)	NO.	OD	ID(mm)	
JHG-1650FP	1/16" ( 1.6mm )	0.5	JHG-1650PE	1/16" ( 1.6mm )	0.5	JHG-1650PA	1/16" ( 1.6mm )	0.5	FEP / Transparent
JHG-1675FP	1/16" ( 1.6mm )	0.75	JHG-1675PE	1/16" ( 1.6mm )	0.75	JHG-1675PA	1/16" ( 1.6mm )	0.75	
JHG-1610FP	1/16" ( 1.6mm )	1	JHG-1610PE	1/16" ( 1.6mm )	1	JHG-2010PA	2	1	
JHG-2010FP	2	1	JHG-2010PE	2	1	JHG-2515PA	2.5	1.5	PTFE / Milky white / Translucent / Black / Natural
JHG-2515FP	2.5	1.5	JHG-2515PE	2.5	1.5	JHG-3020PA	3	2	
JHG-3015FP	3	1.5	JHG-3020PE	3	2	JHG-3216PA	1/8" ( 3.2mm )	1.6	
JHG-3020FP	3	2	JHG-3216PE	1/8" ( 3.2mm )	1.6	JHG-4020PA	4	2	
JHG-3216FP	1/8" ( 3.2mm )	1.6	JHG-4020PE	4	2	JHG-4732PA	3/16" ( 4.76mm )	3.2	
JHG-4020FP	4	2	JHG-4732PE	3/16" ( 4.76mm )	3.2	/	/	/	PFA / Natural
JHG-4732FP	3/16" ( 4.76mm )	3.2	JHG-6343PE	1/4" ( 6.35mm )	4.35	/	/	/	



## ■ PEEK Capillary Tube


- > PEEK is widely used in analytical instruments and semiconductor industries due to its excellent chemical stability and corrosion resistance, such as chromatographs, analyzers, sequencers, and various detection equipment pipelines.
- > The highly ductile and strong PEEK capillary is formed by continuous extrusion, with good dimensional stability and can be continuously extruded for several kilometers without breaking.



Bicolor PEEK capillary tube



Natural color PEEK capillary tube



Full-color PEEK capillary tube





PEEK After Capillary Processing

- > The second processing can be handled on the tubing.
- > Tubing ends: Flanging, Expanding, Sealing the head, welding, etc.
- > Tubing printing: Scale printing, Ring printing.
- > Punch Holes: round hole, elliptical hole, through-hole, single side hole, square hole, shaped hole (Hole dia. 0.1-10mm).
- > Tubing shaping: Bending, different angles and shapes forming.



Product Model Description


JHG	-	16	-	13	-	PK-R
Type Number		Applicable Pipeline (Outer Diameter)		Applicable Pipeline (Inside Diameter)		Applicable Pipeline Material
		08: 0.8 mm    25: 2.5 mm 16: 1.6 mm    30: 3.0 mm 20: 2.0 mm    32: 3.2 mm		13: 0.13 mm    75: 0.75 mm 18: 0.18 mm    10: 1 mm 25: 0.25 mm    16: 1.6 mm 04: 0.4 mm    12: 1.2 mm 05: 0.5 mm    14: 1.4 mm 06: 0.6 mm    20: 2 mm		PK: PEEK Natural    PK-B: PEEK Bule PK-R: PEEK Red    PK-O: PEEK Orange PK-Y: PEEK Yellow    PK-G: PEEK Green PK-PB: PEEK Natural+Blue line (Bicolor) PK-PO: PEEK Natural+Orange line (Bicolor) PK-PG: PEEK Natural+Blue line (Bicolor)

PEEK Capillary Tube List

NO.	OD	ID(mm)	Pressure Resistance Value	Inner and outer diameter tolerance(mm)	Material/color
JHG-0804PK	1/32" ( 0.8mm )	0.4	27 MPa	±0.03	PEEK / Natural
JHG-0805PK	1/32" ( 0.8mm )	0.5	20 MPa		PEEK / Natural
JHG-0806PK	1/32" ( 0.8mm )	0.6	13 MPa		PEEK / Natural
JHG-1613PK	1/16 " ( 1.6mm )	0.13	55 MPa		PEEK / Natural
JHG-1618PK	1/16 " ( 1.6mm )	0.18	50 MPa		PEEK / Natural
JHG-1625PK	1/16 " ( 1.6mm )	0.25	48 MPa		PEEK / Natural
JHG-1650PK	1/16 " ( 1.6mm )	0.5	40 MPa		PEEK / Natural
JHG-1675PK	1/16 " ( 1.6mm )	0.75	30 MPa		PEEK / Natural
JHG-1613PK-R	1/16 " ( 1.6mm )	0.13	55 MPa		PEEK / Red
JHG-1618PK-Y	1/16 " ( 1.6mm )	0.18	50 MPa		PEEK / Yellow
JHG-1625PK-B	1/16 " ( 1.6mm )	0.25	48 MPa		PEEK / blue
JHG-1650PK-O	1/16 " ( 1.6mm )	0.5	40 MPa		PEEK / Orange
JHG-1675PK-G	1/16 " ( 1.6mm )	0.75	30 MPa		PEEK / Green
JHG-1625PK-PB	1/16 " ( 1.6mm )	0.25	48 MPa		PEEK / Natural+Blue line ( Bicolor )
JHG-1650PK-PO	1/16 " ( 1.6mm )	0.5	40 MPa		PEEK / Natural+Orange line ( Bicolor )
JHG-1675PK-PG	1/16 " ( 1.6mm )	0.75	30 MPa		PEEK / Natural+Blue line ( Bicolor )
JHG-1610PK	1/16 " ( 1.6mm )	1	22 MPa	±0.04	PEEK / Natural
JHG-3220PK	1/8" ( 3.2mm )	2	22 MPa	±0.05	PEEK / Natural
JHG-3216PK	1/8" ( 3.2mm )	1.6	25 MPa	±0.04	PEEK / Natural
JHG-3212PK	1/8" ( 3.2mm )	1.2	33 MPa	±0.05	PEEK / Natural
JHG-3020PK	3	2	20 MPa	±0.05	PEEK / Natural
JHG-2510PK	2.5	1	32 MPa	±0.04	PEEK / Natural
JHG-2010PK	2	1	25 MPa	±0.04	PEEK / Natural
JHG-2014PK	2	1.4	18 MPa	±0.05	PEEK / Natural



Flaring



Bending



Ring printing




Flanging



## PEEK Sheet

1250mm Width PEEK sheet is produced by the advanced Europe production line of Junhua ChinaPEEK company. This is an extrusion breakthrough from 600mm to 1250mm width, which meets the valve industry and others of large size PEEK parts for extra-wide PEEK sheet demand, higher production efficiency, improved PEEK product quality, faster lead time, less cost, and high utilization rate of plate size.



▲ 1250mm wide PEEK board extrusion line imported from Europe



▼ PEEK Sheet Product List

NO.			Width(mm)			Thickness(mm)			Length(mm)			Color		
PEEK5600G			600 ~ 1250			5 ~ 100			1000、3000			Natural / black / Red/Yellow		

NO.	W * THK (mm)	Tolerance (mm)	NO.	W * THK (mm)	Tolerance (mm)	NO.	W * THK (mm)	Tolerance (mm)	NO.	Special Size W * THK (mm)	Tolerance (mm)
1	600 * 5	+0.1/+1.0	21	600 * 60	+0.3/+3.0	41	1250 * 25	+0.3/+1.5	59	185 * 173	+0.3/+5.0
2	600 * 6	+0.1/+1.0	22	600 * 65	+0.3/+3.0	42	1250 * 28	+0.3/+2.0	60	186 * 141	+0.3/+5.0
3	600 * 7	+0.1/+1.0	23	600 * 70	+0.3/+3.5	43	1250 * 30	+0.3/+2.0	61	207 * 78	+0.3/+5.0
4	600 * 8	+0.1/+1.5	24	600 * 75	+0.3/+3.5	44	1250 * 32	+0.3/+2.0	62	365 * 205	+0.3/+5.0
5	600 * 10	+0.1/+1.5	25	600 * 80	+0.3/+4.0	45	1250 * 35	+0.3/+2.0	63	407 * 125	+0.3/+5.0
6	600 * 12	+0.3/+1.5	26	600 * 85	+0.3/+4.0	46	1250 * 40	+0.3/+2.0			
7	600 * 15	+0.3/+1.5	27	600 * 90	+0.3/+4.0	47	1250 * 45	+0.3/+2.0			
8	600 * 16	+0.3/+1.5	28	600 * 95	+0.3/+4.0	48	1250 * 50	+0.3/+2.5			
9	600 * 18	+0.3/+1.5	29	600 * 100	+0.3/+5.0	49	1250 * 55	+0.3/+2.5			
10	600 * 20	+0.3/+1.5	30	1250 * 5	+0.1/+1.0	50	1250 * 60	+0.3/+3.0			
11	600 * 22	+0.3/+1.5	31	1250 * 6	+0.1/+1.0	51	1250 * 65	+0.3/+3.0			
12	600 * 25	+0.3/+1.5	32	1250 * 7	+0.1/+1.0	52	1250 * 70	+0.3/+3.5			
13	600 * 28	+0.3/+2.0	33	1250 * 8	+0.1/+1.5	53	1250 * 75	+0.3/+3.5			
14	600 * 30	+0.3/+2.0	34	1250 * 10	+0.1/+1.5	54	1250 * 80	+0.3/+4.0			
15	600 * 32	+0.3/+2.0	35	1250 * 12	+0.3/+1.5	55	1250 * 85	+0.3/+4.0			
16	600 * 35	+0.3/+2.0	36	1250 * 15	+0.3/+1.5	56	1250 * 90	+0.3/+4.0			
17	600 * 40	+0.3/+2.0	37	1250 * 16	+0.3/+1.5	57	1250 * 95	+0.3/+4.0			
18	600 * 45	+0.3/+2.0	38	1250 * 18	+0.3/+1.5	58	1250 * 100	+0.3/+5.0			
19	600 * 50	+0.3/+2.5	39	1250 * 20	+0.3/+1.5						
20	600 * 55	+0.3/+2.5	40	1250 * 22	+0.3/+1.5						

▼ Mould Press Sheet Material List

PEEK5600CF30			PEEK5600LF30			PEEK5600GF30			CF/PEEK		
Width(mm)	Thickness(mm)	Length(mm)	Width(mm)	Thickness(mm)	Length(mm)	Width(mm)	Thickness(mm)	Length(mm)	Width(mm)	Thickness(mm)	Length(mm)
600~1250	6~60	1000	600~1250	6~60	1000	600~1250	6~60	1000	1000	2-50	1200
		3000			3000			3000	600	2-50	1000、1200

Remark: Please contact customer service for the specific size and specification.



## PEEK Rod

PEEK rod produced by continuous extrusion technology is more suitable for the production of small-batch and large-size products by machining. The diameter is available from 5mm to 250mm, the standard length is 1000mm or 3000mm, cut according to the buyer's requirement is also acceptable. There are nearly 100 kinds of PEEK rods with stock all year round.



▼ PEEK Rod List

No.	Diameter(mm)	Length (mm)	Color
PEEK5600CF30	5 ~ 260	1000 ~ 3000	Black
PEEK5600LF30	5 ~ 260	1000 ~ 3000	Black
PEEK5600GF30	5 ~ 260	1000 ~ 3000	Natural / Black
ESD PEEK	5 ~ 260	1000 ~ 3000	Black
PEEK5600G	5 ~ 260	1000 ~ 3000	Natural / Black

No.	D (mm)	Dimensional Tolerance (mm)	Roundness Tolerance (mm)	Weight/ meter (kg/m)			
				PEEK5600G	PEEK5600CF30	PEEK5600GF30	PEEK5600LF30
1	3	+0.1/+0.6	0.1	0.01	0.01	0.01	0.01
2	4	+0.1/+0.6	0.1	0.02	0.02	0.02	0.02
3	5	+0.1/+0.6	0.1	0.03	0.04	0.04	0.04
4	6	+0.1/+0.6	0.1	0.05	0.05	0.06	0.06
5	8	+0.1/+0.8	0.2	0.06	0.07	0.08	0.08
6	10	+0.1/+0.8	0.2	0.11	0.13	0.14	0.13
7	12	+0.2/+1.2	0.3	0.16	0.17	0.19	0.18
8	13	+0.2/+1.2	0.3	0.20	0.21	0.23	0.22
9	15	+0.2/+1.2	0.3	0.25	0.27	0.29	0.28
10	16	+0.2/+1.2	0.3	0.27	0.28	0.31	0.29
11	18	+0.2/+1.2	0.3	0.36	0.38	0.42	0.39
12	20	+0.2/+1.2	0.3	0.45	0.45	0.53	0.51
13	22	+0.3/+1.5	0.3	0.53	0.56	0.61	0.58
14	25	+0.3/+1.5	0.3	0.67	0.65	0.76	0.72
15	26	+0.3/+1.5	0.3	0.73	0.78	0.86	0.81
16	28	+0.3/+1.5	0.3	0.84	0.92	1.03	0.95
17	30	+0.3/+1.5	0.3	0.94	0.97	1.18	1.02
18	32	+0.3/+1.5	0.3	1.07	1.12	1.29	1.22
19	33	+0.3/+1.5	0.3	1.19	1.28	1.39	1.31
20	35	+0.3/+2.0	0.3	1.35	1.34	1.42	1.35
21	38	+0.3/+2.0	0.3	1.52	1.66	1.81	1.71
22	40	+0.3/+2.0	0.3	1.71	1.76	2.02	2.02
23	42	+0.3/+2.0	0.3	1.91	2.05	2.22	2.11
24	45	+0.3/+2.0	0.3	2.13	2.32	2.56	2.39
25	50	+0.3/+2.0	0.3	2.66	2.81	3.13	3.14
26	53	+0.3/+2.0	0.3	2.95	3.15	3.45	3.26
27	55	+0.3/+2.0	0.3	3.14	3.64	3.72	3.15
28	60	+0.3/+2.5	0.3	3.95	4.16	4.6	4.21
29	65	+0.3/+2.5	0.3	4.37	4.76	5.42	4.37
30	70	+0.6/+2.5	0.35	5.51	5.61	6.23	5.82
31	72	+0.6/+2.5	0.35	5.44	5.86	6.27	6.07
32	75	+0.6/+2.5	0.35	5.99	6.36	6.92	6.54
33	78	+0.6/+2.5	0.35	6.37	6.86	7.35	7.1
34	80	+0.6/+3	0.35	7.08	7.61	7.94	7.82
35	85	+0.6/+3	0.35	7.67	8.22	8.81	8.43
36	90	+0.6/+3	0.35	8.55	9.39	9.54	9.67
37	93	+0.6/+3	0.35	9.02	9.71	10.4	10.1
38	95	+0.6/+3	0.35	9.43	10.13	11.08	10.42
39	100	+0.6/+3	0.35	10.73	10.81	12.09	11.44
40	105	+0.6/+3	0.35	11.47	12.35	13.23	12.79
41	110	+0.6/+3	0.35	12.93	12.91	14.59	13.57
42	115	+0.6/+3	0.35	13.53	14.78	16.06	15.22
43	120	+0.6/+3.5	0.35	15.44	16.42	17.62	16.67
44	125	+0.6/+3.5	0.4	16.18	17.21	18.73	17.74
45	130	+0.6/+3.5	0.4	20.08	19.21	21.82	19.57
46	140	+0.6/+3.5	0.4	20.55	21.66	23.78	22.89
47	150	+1.1/+5.0	0.4	23.81	26.29	27.64	26.36
48	160	+1.1/+5.0	0.5	26.85	29.81	33.71	30.67
49	165	+1.1/+5.0	0.5	29.01	30.18	33.89	31.02
50	170	+1.1/+5.0	0.5	30.22	32.49	35.04	33.43
51	180	+1.1/+5.0	0.5	33.99	35.93	38.94	36.88
52	190	+1.1/+5.0	0.5	37.86	/	/	/
53	200	+1.1/+5.0	1.00	43.26	/	/	/
54	210	+1.1/+5.0	1.00	46.08	/	/	/
55	220	+1.3/+6.0	1.00	50.79	/	/	/
56	230	+1.3/+6.0	1.00	55.56	/	/	/
57	250	+1.5/+6.5	1.00	65.51	/	/	/
58	260	+1.5/+6.5	1.00	71.12	/	/	/
59	300	+2.0/+15.0	2.0	92.10	/	/	/


Remark:the above information is only for your reference, the actual weight is subject to weighing.





## PEEK Tube

PEEK tube produced by continuous extrusion process solves the technical problem that molding process products are limited on the height, and injection process is easy to produce internal shrinkage holes. Meanwhile, material loss is reduced and machining cost is reduced. There are nearly 100 kinds of PEEK extrusion molds with complete specifications and perennial stock. It can be processed into a sealing ring, piston ring, wear-resistant shaft sleeve, and valve seat, and other ring parts, widely used in petrochemical, electronic semiconductor, and other industries.





▼ PEEK Tube List

No.	OD*ID(mm)	OD Tolerance (mm)	ID Tolerance (mm)	Roundness Tolerance (mm)	No.	OD*ID(mm)	OD Tolerance (mm)	ID Tolerance (mm)	Roundness Tolerance (mm)	No.	OD*ID(mm)	OD Tolerance (mm)	ID Tolerance (mm)	Roundness Tolerance (mm)
1	23 * 12	0/+1.2	-1.2/0	0.5	42	105 * 75	0/+2.5	-2.5/0	1.0	83	205 * 169	0/+4.0	-4.0/0	2.0
2	24 * 19	0/+1.2	-1.2/0	0.5	43	105 * 79	0/+2.5	-2.5/0	1.0	84	205 * 181	0/+4.0	-4.0/0	2.0
3	33 * 18	0/+1.5	-1.5/0	0.5	44	107 * 89	0/+2.5	-2.5/0	1.0	85	207 * 170	0/+4.0	-4.0/0	2.0
4	37 * 17	0/+1.5	-1.5/0	0.5	45	113 * 59	0/+2.5	-2.5/0	1.0	86	208 * 180	0/+4.0	-4.0/0	2.0
5	39 * 19	0/+1.5	-1.5/0	0.5	46	113 * 70	0/+2.5	-2.5/0	1.0	87	214 * 186	0/+4.0	-4.0/0	2.0
6	39 * 28	0/+1.5	-1.5/0	0.5	47	113 * 81	0/+2.5	-2.5/0	1.0	88	224 * 128	0/+4.0	-4.0/0	2.0
7	46 * 21	0/+1.5	-1.5/0	0.6	48	113 * 89	0/+2.5	-2.5/0	1.0	89	222 * 141	0/+4.0	-4.0/0	2.0
8	46 * 30	0/+1.5	-1.5/0	0.6	49	119 * 89	0/+2.5	-2.5/0	1.0	90	222 * 195	0/+4.0	-4.0/0	2.0
9	49 * 33	0/+1.5	-1.5/0	0.6	50	120 * 90	0/+2.5	-2.5/0	1.0	91	228 * 210	0/+4.0	-4.0/0	2.0
10	51 * 29	0/+2.0	-2.0/0	0.6	51	120 * 100	0/+2.5	-2.5/0	1.0	92	240 * 190	0/+4.0	-4.0/0	2.0
11	51 * 37	0/+2.0	-2.0/0	0.6	52	126 * 74	0/+3.0	-3.0/0	1.0	93	238 * 170	0/+4.0	-4.0/0	2.0
12	56 * 40	0/+2.0	-2.0/0	0.6	53	126 * 86	0/+3.0	-3.0/0	1.0	94	239 * 190	0/+4.0	-4.0/0	2.0
13	61 * 35	0/+2.5	-2.5/0	0.6	54	126 * 103	0/+3.0	-3.0/0	1.0	95	239 * 210	0/+4.0	-4.0/0	2.0
14	61 * 39	0/+2.5	-2.5/0	0.6	55	129 * 85	0/+3.0	-3.0/0	1.0	96	241 * 146	0/+4.0	-4.0/0	2.0
15	61 * 55	0/+2.5	-2.5/0	0.6	56	129 * 99	0/+3.0	-3.0/0	1.0	97	250 * 120	0/+4.0	-4.0/0	3.0
16	65 * 35	0/+2.5	-2.5/0	0.6	57	129 * 106	0/+3.0	-3.0/0	1.0	98	251 * 166	0/+4.0	-4.0/0	3.0
17	65 * 39	0/+2.5	-2.5/0	0.6	58	130 * 99	0/+3.0	-3.0/0	1.0	99	253 * 189	0/+5.0	-5.0/0	3.0
18	66 * 30	0/+2.5	-2.5/0	0.6	59	134 * 54	0/+3.0	-3.0/0	1.0	100	255 * 190	0/+5.0	-5.0/0	3.0
19	66 * 35	0/+2.5	-2.5/0	0.6	60	134 * 98	0/+3.0	-3.0/0	1.0	101	260 * 214	0/+5.0	-5.0/0	3.0
20	66 * 45	0/+2.5	-2.5/0	0.6	61	134 * 104	0/+3.0	-3.0/0	1.0	102	260 * 220	0/+5.0	-5.0/0	3.0
21	66 * 49	0/+2.5	-2.5/0	0.6	62	134 * 109	0/+3.0	-3.0/0	1.0	103	266 * 233	0/+5.0	-5.0/0	3.0
22	71 * 48	0/+2.5	-2.5/0	0.8	63	136 * 54	0/+3.0	-3.0/0	1.0	104	283 * 226	0/+5.0	-5.0/0	3.0
23	73 * 41	0/+2.5	-2.5/0	0.8	64	138 * 100	0/+3.0	-3.0/0	1.0	105	283 * 236	0/+5.0	-5.0/0	3.0
24	78 * 48	0/+2.5	-2.5/0	0.8	65	142 * 74	0/+3.0	-3.0/0	1.0	106	289 * 267	0/+5.0	-5.0/0	3.0
25	78 * 55	0/+2.5	-2.5/0	0.8	66	142 * 118	0/+3.0	-3.0/0	1.0	107	292 * 233	0/+5.0	-5.0/0	3.0
26	80 * 60	0/+2.5	-2.5/0	0.8	67	144 * 110	0/+3.0	-3.0/0	1.0	108	303 * 239	0/+6.0	-6.0/0	3.0
27	82 * 35	0/+2.5	-2.5/0	0.8	68	146 * 120	0/+3.0	-3.0/0	1.0	109	324 * 262	0/+6.0	-6.0/0	3.0
28	82 * 50	0/+2.5	-2.5/0	0.8	69	155 * 120	0/+3.0	-3.0/0	2.0	110	324 * 277	0/+6.0	-6.0/0	3.0
29	85 * 53	0/+2.5	-2.5/0	0.8	70	157 * 130	0/+3.0	-3.0/0	2.0	111	324 * 286	0/+6.0	-6.0/0	3.0
30	86 * 53	0/+2.5	-2.5/0	0.8	71	160 * 89	0/+3.0	-3.0/0	2.0	112	334 * 239	0/+6.0	-6.0/0	3.0
31	90 * 45	0/+2.5	-2.5/0	0.8	72	160 * 112	0/+3.0	-3.0/0	2.0	113	335 * 295	0/+6.0	-6.0/0	3.0
32	90 * 56	0/+2.5	-2.5/0	0.8	73	160 * 130	0/+3.0	-3.0/0	2.0	114	345 * 315	0/+6.0	-6.0/0	3.0
33	90 * 70	0/+2.5	-2.5/0	0.8	74	160 * 140	0/+3.0	-3.0/0	2.0	115	362 * 312	0/+7.0	-7.0/0	4.0
34	91 * 45	0/+2.5	-2.5/0	0.8	75	170 * 127	0/+3.0	-3.0/0	2.0	116	377 * 313	0/+7.0	-7.0/0	4.0
35	91 * 56	0/+2.5	-2.5/0	0.8	76	172 * 134	0/+3.0	-3.0/0	2.0	117	377 * 343	0/+7.0	-7.0/0	4.0
36	91 * 69	0/+2.5	-2.5/0	0.8	77	184 * 150	0/+3.0	-3.0/0	2.0	118	413 * 350	0/+8.0	-8.0/0	4.0
37	91 * 74	0/+2.5	-2.5/0	0.8	78	187 * 157	0/+3.0	-3.0/0	2.0	119	415 * 355	0/+8.0	-8.0/0	4.0
38	94 * 70	0/+2.5	-2.5/0	0.8	79	189 * 138	0/+3.0	-3.0/0	2.0	120	428 * 366	0/+8.0	-8.0/0	4.0
39	97 * 56	0/+2.5	-2.5/0	0.8	80	192 * 150	0/+3.0	-3.0/0	2.0	121	428 * 392	0/+8.0	-8.0/0	4.0
40	97 * 65	0/+2.5	-2.5/0	0.8	81	193 * 160	0/+3.0	-3.0/0	2.0	122	432 * 398	0/+8.0	-8.0/0	4.0
41	105 * 68	0/+2.5	-2.5/0	1.0	82	203 * 122	0/+4.0	-4.0/0	2.0	123	458 * 404	0/+8.0	-8.0/0	4.0

Remark: Please contact customer service for the specific size and specification.





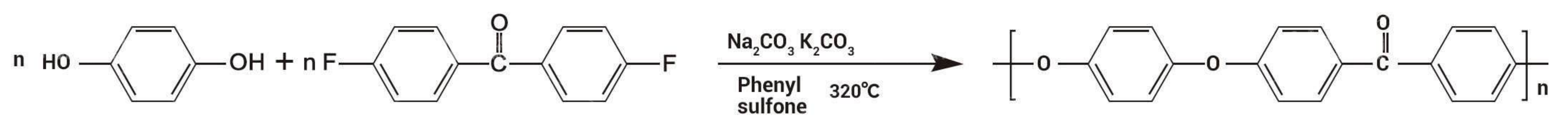
## PEEK Resin

Shandong Junhao High Performance Polymer Co., Ltd. was established in the 2018 year. It's a subsidiary corporation of Junhua ChinaPEEK, focusing on making high-performance PEEK resin. Our PEEK material adopts the patented technology of Jilin University (patent number: ZL201210185007.6). In the aprotic polar solvent, diphenyl sulfone is used as a solvent, and 4,4-difluorobenzophenone and hydroquinone are used as monomers. In the presence of an alkali metal carbonate, it is formed by polycondensation at a high temperature. During the polymerization, the purpose of controlling the molecular weight of PEEK is achieved by controlling the viscosity of the polymerization.


To meet the various needs of customers, we will modify PEEK, adding carbon fiber, glass fiber, and other reinforcing materials to improve the mechanical properties of PEEK; adding PTFE, molybdenum disulfide, etc. to improve the self-lubricating ability of PEEK, and then Improve wear resistance; add titanium dioxide, zirconium dioxide, etc. to improve mechanical rigidity and ensure electrical performance. In addition, to meet customer needs, we can provide white, black, yellow, green, and other colors PEEK particles.







PEEK has outstanding properties like high and low-temperature resistance, flame retardant, radiation resistance, and mechanical properties, which makes it can be used as an ultra-high temperature conductor in the aerospace industry. In the petroleum industry, it can be used as the submerged pump motor winding wire and connecting line. In the atomic power plant, the winding coil which can be used as the nuclear island driving mechanism is used under radiation conditions for a long time.







Official Wechat Account   Customer Service Account

# Reliable Connection Sharing and Distribution

## JiangSu JunHua HPP Co.,Ltd.

Add: South Wuyi Road 377#, Creation industrial park, No.11 workshop, Wujin Hi-tech District, Changzhou, China

Tel: +86-519-86228816   +86-13915088386

Web: [www.junhuaPEEK.com](http://www.junhuaPEEK.com)

Mail: [chinaPEEK@chinaPEEK.com](mailto:chinaPEEK@chinaPEEK.com)

## International Business Department

Tel: +86-519-86228823

+86-519-86228851

Mail: [chinaPEEK@chinaPEEK.com](mailto:chinaPEEK@chinaPEEK.com)

## JunDe HPP GmbH

Add: Kimplerstaesse 29647807 Krefeld Deutschland

PC: Fei Dai

Tel: +49-17641851357

Email: [hy.df.peek@gmail.com](mailto:hy.df.peek@gmail.com)   Website: [www.JunDeHPP.de](http://www.JunDeHPP.de)